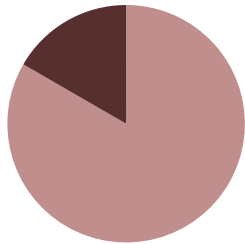


Admissions

	Male	Female	Total
New Commitment (State)	3	3	6
Court order committing Youth to a juvenile correctional facility			
Change of Placement	1	0	1
Youth returning to a facility without a new commitment			
DJC Sanction/Hold	2	0	2
County Sanction/Hold	1	1	2
Direct County Referral	2	0	2
Total	9	4	13

New Commitments by County and Type

■ Adult 0% ■ Juvenile 83%
■ SJO 0% ■ Tribal 17%



New commitments in July were from the following counties:
Dane, Menominee, Milwaukee, Ozaukee, Waukesha

Releases

	Male	Female	Total
Transfer to Type 2	3	2	5
Expiration of Commitment	4	0	4
Discharge by Court Order	1	0	1
Release from a County Sanction/Hold	1	2	3
Release to County Supervision	7	1	8
Release to DAJ	3	0	3
Total	19	5	24

Age

	15 and Younger	16	17	18	Over 18
Facility	21.8%	27.6%	37.8%	4.5%	8.3%
Male	21.4%	26.4%	37.9%	5.0%	9.3%
Female	25.0%	37.5%	37.5%	0.0%	0.0%
Community	1.0%	2.0%	17.8%	20.8%	58.4%
Male	0.0%	1.1%	17.8%	22.2%	58.9%
Female	9.1%	9.1%	18.2%	9.1%	54.5%

Race

	Asian/ Pacific Islander	Black	North American Indian	White	Unknown
Facility	1.9%	63.5%	4.5%	29.5%	0.6%
Male	2.2%	65.7%	5.0%	26.4%	0.7%
Female	0.0%	43.8%	0.0%	56.2%	0.0%
Community	0.0%	58.4%	2.0%	37.6%	2.0%
Male	0.0%	58.9%	2.2%	36.7%	2.2%
Female	0.0%	54.5%	0.0%	45.5%	0.0%

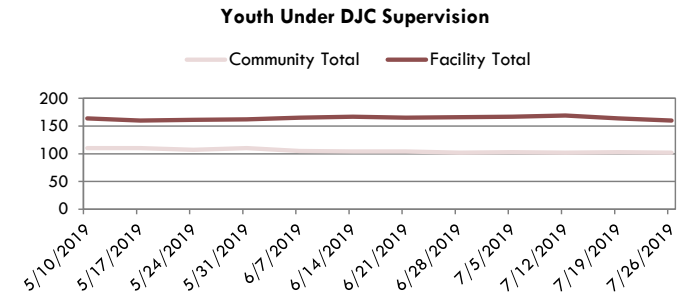
Mental Health

100% of Female Youth at Copper Lake have a mental health condition*. Of the total female population, 88% have a serious condition.

74% of Male Youth at Lincoln Hills have a mental health condition*. Of the total male population, 19% have a serious condition.

*e.g. personality disorder, severe depression

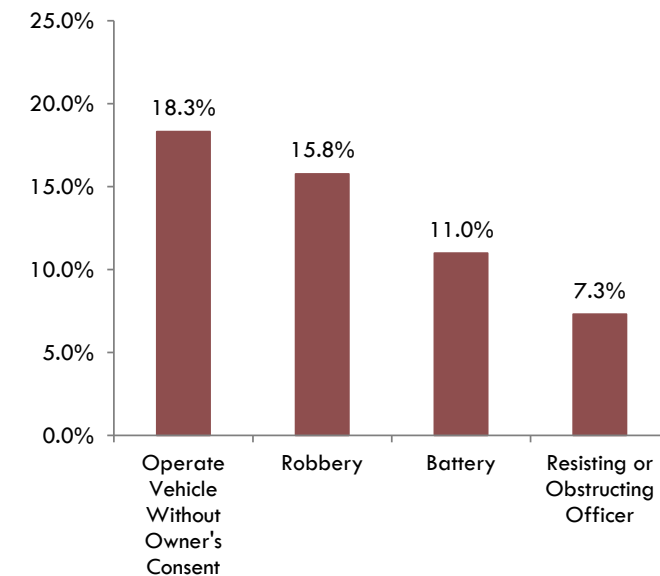
Population Trends



Community numbers include only those youth supervised by DJC upon release.

Facility numbers include both long term (commitments) and short term (sanctions & detention) placements at CLS, LHS, Grow, and MJTC.

Prominent Offenses for Youth in a Facility



Youth by County of Commitment (as of 7/31/2019)

County	CLS	LHS	Total
Adams	0	1	1
Brown	0	10	10
Dane	3	14	17
Douglas	1	0	1
Fond Du Lac	0	1	1
Forest	1	0	1
Kenosha	0	7	7
Langlade	1	0	1
Manitowoc	0	1	1
Marathon	1	1	2
Marinette	1	1	2
Menominee	0	1	1
Milwaukee	4	58	62
Oneida	0	1	1
Outagamie	1	2	3
Ozaukee	1	0	1
Portage	0	4	4
Racine	0	4	4
Rock	0	2	2
Sheboygan	1	2	3
St. Croix	0	1	1
Waukesha	1	2	3
Wood	0	1	1
Total	16	114	130

To select one county of commitment for the youth, a hierarchy of commitment types were developed:

Adult Prison, Serious Juvenile Offense, Juvenile, Tribal, Other State, and Adult Probation

Grow Academy Sales

The Grow Academy is a residential correctional program consisting of an agriculturally based educational curriculum, community partnerships and cognitive behavioral treatment.

Grow Sales	
April-June 2018	\$2,228.80
July-September 2018	\$3,138.25
October-December 2018	\$1,586.50
January-March 2019	\$1,212.00

Education at CLS/LHS

July 2017 – June 2018

High School Achievements	LHS	CLS	Total
Credits Earned	248.75	38.5	287.25
Diplomas Awarded	1	1	2
Equivalency Diplomas Awarded	26	1	27

Division of Juvenile Corrections



Corrections at a Glance

July 2019

For further information, contact:

Wisconsin Department of Corrections
3099 East Washington Avenue
Post Office Box 8930
Madison, Wisconsin 53708-8930
Phone: (608) 240-5900
Fax: (608) 240-3371

Brochure available online at:
www.doc.wi.gov/Pages/DataResearch/DataAndReports

We Believe In YOU!

Youth

Our organization

Uniting families and communities

DJC: Building hope to develop healthy youth, caring professionals, strong families, and safe communities.