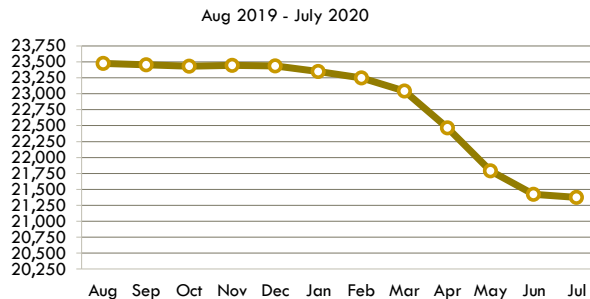


End of Month Persons in our Care Population*

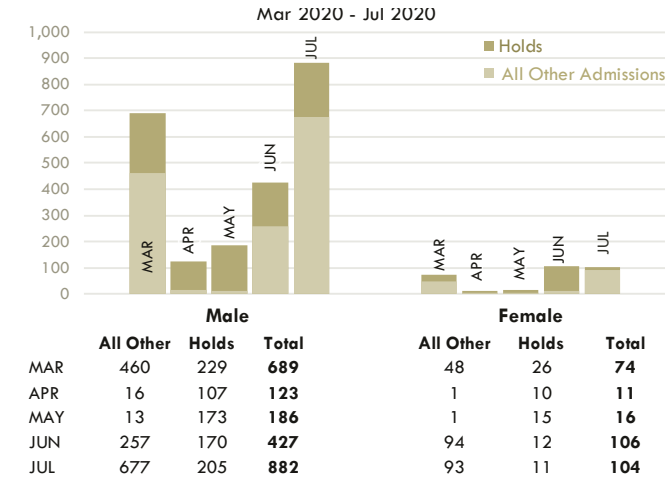
July 2020	
Facility	Population
Maximum Security	
Columbia CI	734
Dodge CI	1,578
Green Bay CI	1,005
Taycheedah CI	879
Waupun CI	1,190
Wisconsin Secure Program Facility	459
Wisconsin Resource Center	356
Medium Security	
Fox Lake CI	1,254
Jackson CI	953
Kettle Moraine CI	1,135
Milwaukee Secure Detention Facility	382
New Lisbon CI	1,003
Oshkosh CI	1,986
Prairie du Chien CI	464
Racine CI	1,601
Racine Youthful Offender CF	393
Redgranite CI	983
Stanley CI	1,487
Minimum Security	
Chippewa Valley CTF	389
Oakhill CI	640
Sturtevant Transitional Facility	113
Correctional Centers male (14)	1,486
Correctional Centers female (2)	456
Contract Beds	447
Grand Total	21,373
Total Males	20,000
Total Females	1,373

Monthly Persons in our Care Population Trend



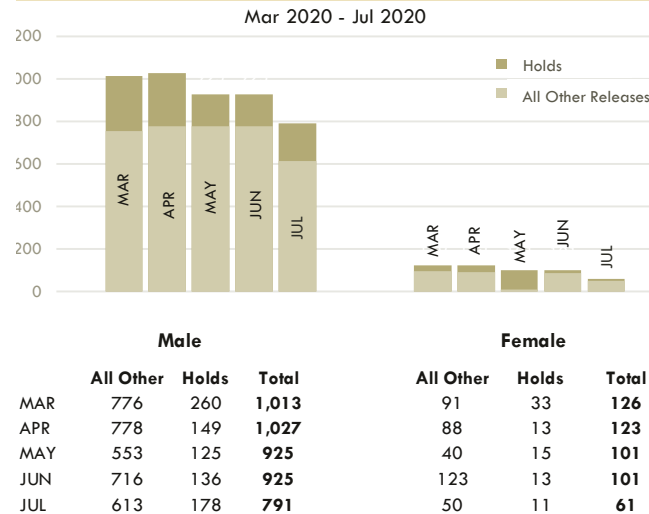
*As of the last Friday of each month

Admissions to Prison



In response to the COVID-19 health crisis, regular admissions were suspended March 23rd with admissions resuming on June 1st. Any non-hold admissions during this time started as holds and then were updated to reflect a revocation admission.

Releases from Prison



Total Releases	852
Mandatory Release/Extended Supervision	70%
Released from DCC Hold	22%
Released from ATR	0%
Discharged from Sentence	3%
Paroled	4%

Age

	Males	Females
Oldest Person in our Care	96	81
Youngest Person in our Care	18	18
Average Age	39	37

Category	Males	Females
19 and younger	175	8
20-29	4,820	349
30-39	6,357	521
40-49	4,321	282
50-59	2,795	158
60-69	1,236	47
70 and older	312	9

Race and Ethnicity

	Males	Females
White	51%	69%
Black	44%	22%
American Indian/Alaskan Native	4%	8%
Asian or Pacific Islander	1%	1%
Ethnicity		
Hispanic or Latino	8%	3%

Highest Grade Completed

	Males	Females
< 9th Grade	4%	4%
9th - 12th Grade no HSED	25%	23%
HSED/GED	47%	42%
Some Grad or Voc.	18%	24%
Associates, Bachelors, Masters, or PhD.	6%	7%
Unknown	1%	1%

Mental Health

39% of Male Persons in our Care have a mental health condition.
Of these, 7% have a serious condition.*

89% of Female Persons in our Care have a mental health condition
Of these, 35% have a serious condition.*

*e.g. bipolar disorder, schizophrenia, personality disorder, severe depression

Education

	Awards
HSED	13
GED	11
Total	24

Programs and Activities

Adult Basic Education	Pre-Release
Anger Management	Recreation
Career Technical Education	Reentry Initiatives
Cognitive Behavioral Programs	Religious Programs
Community Service	Sex Offender Treatment
Domestic Violence	Substance Use Disorder
Parenting	Work Programs

Cost per Person

July 1, 2018 - June 30, 2019

	Daily	One Year
Males	\$90	\$32,767
Females	\$103	\$37,743
Facilities by Security Level	Daily	One Year
Maximum	\$110	\$40,175
Medium	\$89	\$32,652
Minimum/Centers	\$90	\$32,837

Division of Adult Institutions



Corrections at a Glance

July 2020

For further information, contact:

Wisconsin Department of Corrections
3099 East Washington Avenue
Post Office Box 7925
Madison, Wisconsin 53707-7925

Phone: (608) 240-5104
Fax: (608) 240-3310
<https://doc.wi.gov>

The Division of Adult Institutions protects the public through secure and humane treatment of Persons in Our Cares committed to its custody and affords Persons in Our Cares the opportunity to gain skills and insight into their criminal behavior that are needed to support a crime-free life upon release to the community.