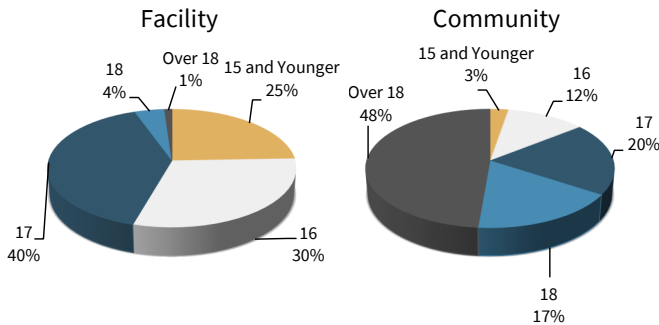


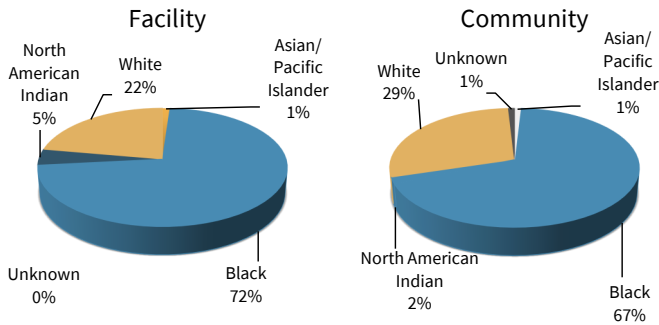
## End of the Month Population

	Male	Female
Copper Lake School	0	5
Grow Academy	6	0
Lincoln Hills School	51	0
Mendota Juvenile Treatment Center	28	0
<b>Facility Total</b>	<b>85</b>	<b>5</b>
NWRO (NW Regional Offices) WI Youth	33	3
NWRO Interstate Compact Juveniles	8	0
SERO (SE Regional Office) WI Youth	58	0
SERO Interstate Compact Juveniles	6	3
<b>Community Total</b>	<b>105</b>	<b>6</b>

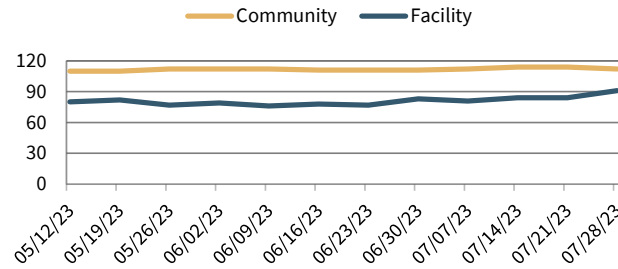
## Age



## Race



## Population Trends



## Facility Admissions

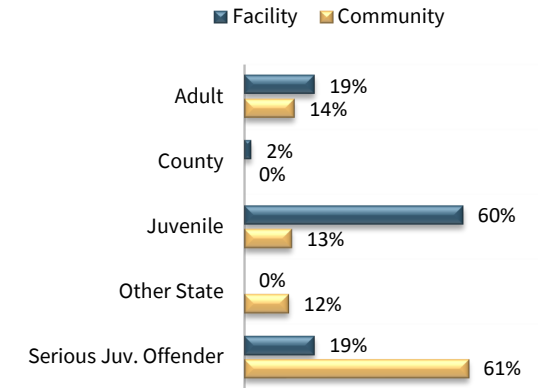
	Male	Female	Total
DJC Commitment*	5	0	5
Youth admitted to a facility under a court ordered state juvenile commitment			
Direct County Referral	1	0	1
DJC Sanction/Hold	1	0	0
Transfer from DAI	7	0	7
<b>Total</b>	<b>14</b>	<b>0</b>	<b>14</b>

\*Commitments in July were from the following counties: Milwaukee, Waukesha

## Facility Releases

	Male	Female	Total
Expiration of Commitment	3	0	3
Transfer to Community Supervision	2	0	2
Release to County Supervision	2	0	2
Release to DAI	1	0	1
Graduated from Grow Program	1	0	1
<b>Total</b>	<b>9</b>	<b>0</b>	<b>9</b>

## Commitment Types\*



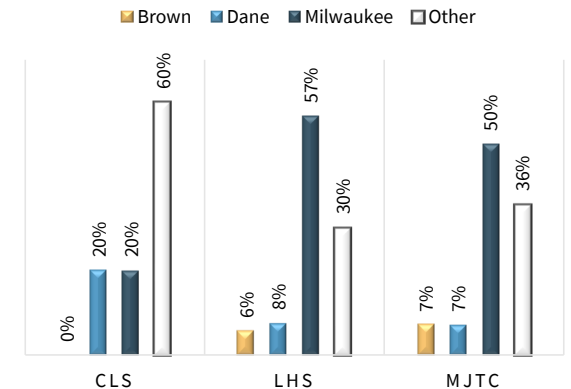
## Dual Commitments\*\*

Of 201 total youth under DJC's care, 37 have a dual commitment.

\* Youth can have multiple commitments at the same time. Commitment Type data represents all commitments held by youth under DJC's care.

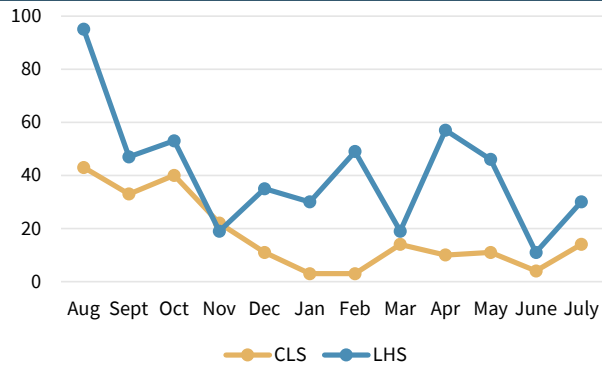
\*\*Dual Commitments are defined by youth with commitments by both the juvenile and adult court system. Adult commitments include prison and probation sentencing.

## Facility Commitments by County



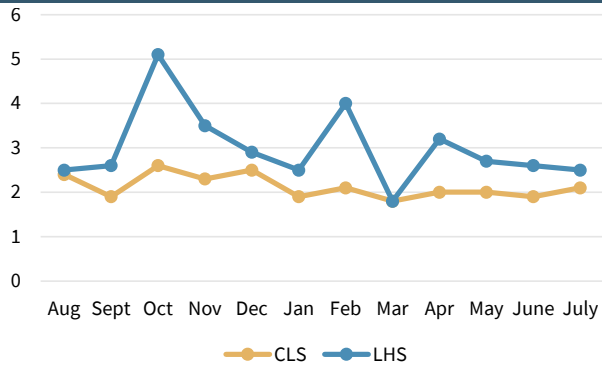
Other Counties: Clark, Douglas, Fond du Lac, Kenosha, Lafayette, Langlade, Lincoln, Marathon, Racine, Rock, Sheboygan, St. Croix, Taylor, Vilas, Walworth, Waukesha, Winnebago, Wood

## Administrative Confinement Placements

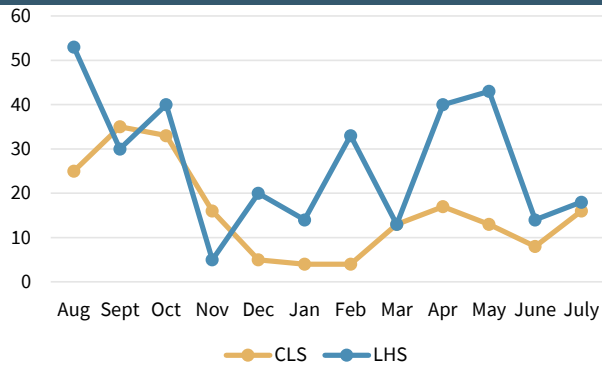


As of June 2023, youth pending transfer are not included in the average Administrative Confinement duration.

## Avg. Hours in Administrative Confinement



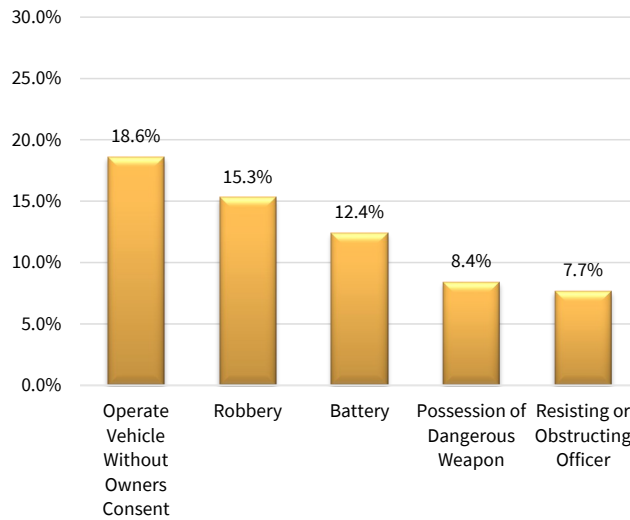
## Physical Intervention\*



Administrative Confinement and Physical Intervention statistics are from August 2022 - July 2023.

\* Physical Intervention is defined by the use of physical or mechanical restraints for youth and staff safety.

## Prominent Offenses for Youth at CLS/LHS



## Education at CLS/LHS

July 2021 - June 2022

High School Achievements	LHS	CLS	Total
Credits Earned	165.25	38.25	203.50
Diplomas Awarded	4	1	5
Equivalency Diplomas Awarded	6	2	8



# Division of Juvenile Corrections

Corrections at a Glance

July 2023

### For further information, contact:

Wisconsin Department of Corrections  
3099 East Washington Avenue  
Post Office Box 8930  
Madison, Wisconsin 53708-8930  
Phone: (608) 240-5900  
Fax: (608) 240-3371

Brochure available online at:  
[www.doc.wi.gov/Pages/DataResearch/DataAndReports](http://www.doc.wi.gov/Pages/DataResearch/DataAndReports)

### We Believe In **YOU!**

**Youth**  
**Our organization**  
**Uniting families and communities**

DJC: Building hope to develop healthy youth, caring professionals, strong families, and safe communities.