

END OF MONTH PRISON POPULATION*

JULY 2024

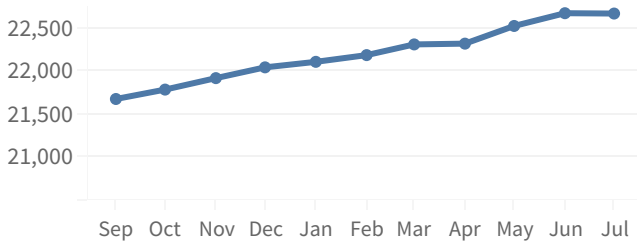
	Facility	Population	
Maximum	Columbia CI	673	
	Dodge CI	1,673	
	Green Bay CI	1,053	
	Taycheedah CI	935	
	Waupun CI	700	
	Wisconsin Secure Program Facility	453	
	Wisconsin Resource Center	382	
	Medium	Fox Lake CI	1,394
Jackson CI		991	
Kettle Moraine CI		1,129	
Milwaukee Secure Detention Facility		600	
New Lisbon CI		1,051	
Oshkosh CI		2,016	
Racine CI		1,719	
Racine Youthful Offender CF		460	
Redgranite CI		1,022	
Stanley CI		1,560	
Minimum		Chippewa Valley CTF	490
		Oakhill CI	816
		Prairie du Chien CI	517
	Sturtevant Transitional Facility	148	
	Correctional Centers male (14)	2,053	
	Correctional Centers female (2)	587	
	Contract Bed	251	
	House of Corrections Jail Contract	1	
Grand Total		22,674	

Total Males 21,114
Total Females 1,560

*On 7/31/2024, there were 29 PIOC in out-of-state facilities. Data for these individuals is not included in the rest of this document.

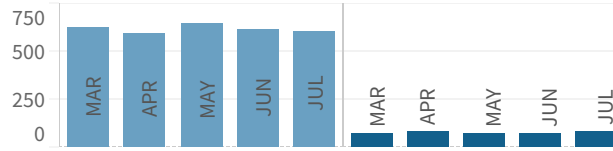
MONTHLY PRISON POPULATION TREND

September 2023 - July 2024



ADMISSIONS TO PRISON

March 2024 - July 2024



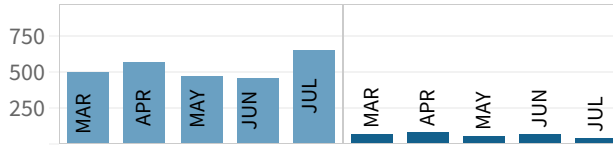
	MALE	FEMALE
MAR	623	73
APR	590	80
MAY	646	77
JUN	614	69
JUL	605	82

TOTAL JULY ADMISSIONS 687

New Sentence Only	277	40.3%
Revocation-New Sentence	105	15.3%
Revocation Only (with or w/o pending charges)	292	42.5%
ATR	12	1.7%
Other	1	0.1%

*Starting in March 2022, the DAI AAG will no longer include DCC holds in its DAI admissions and releases counts. For these numbers, please see the [Holds and Short-Term Sanctions Dashboards](#) (on the DOC public website under Data and Rep..

RELEASES FROM PRISON



	MALE	FEMALE
MAR	502	63
APR	578	81
MAY	472	60
JUN	464	73
JUL	651	39

TOTAL JULY RELEASES 690

Extended Supervision	608	88.1%
Mandatory Release	36	5.2%
Paroled	13	1.9%
Discharge from Sentence	16	2.3%
Release from ATR	11	1.6%
Other	6	0.9%

AGE

	Males	Females
Oldest Person in our Care	93	81
Youngest Person in our Care	18	18
Average Age	40	39
	Males	Females
19 and younger	190	7
20-29	3,990	289
30-39	6,642	589
40-49	5,174	377
50-59	3,133	202
60-69	1,581	76
70 and Older	404	20

RACE AND ETHNICITY

	Males	Females
White	51%	69%
Black	42%	20%
American Indian/Alaskan Native	5%	9%
Asian or Pacific Islander	1%	1%
Ethnicity		
Hispanic or Latino	11%	8%

HIGHEST GRADE COMPLETED

	Males	Females
< 9th grade	3%	2%
9th through 12th grade- no HS..	24%	19%
HSED/GED	49%	44%
Some Grad or Voc	17%	25%
Associates, Bachelors, Masters,..	6%	10%
Unknown	1%	1%

MENTAL HEALTH

42% of Male Persons in our Care have a mental health condition.

Of these, 7% have a serious condition.*

91% of Female Persons in our Care have a mental health condition.

Of these, 25% have a serious condition.*

*e.g. bipolar disorder, schizophrenia, personality disorder, severe depression

EDUCATION

Award Type

GED/HSED	39
----------	----

PROGRAMS AND ACTIVITIES

Adult Basic Education	Pre-Release
Anger Management	Recreation
Career Technical Education	Reentry Initiatives
Cognitive Behavioral Programs	Religious Programs
Community Service	Sex Offender Treatment
Domestic Violence	Substance Use Disorder
Parenting	Work Programs

COST PER PERSON

July 1, 2022 - June 30, 2023

	Daily	One Year
Males	\$128	\$46,873
Females	\$124	\$45,276

Facilities by Security Level	Daily	One Year
Maximum	\$135	\$49,406
Medium	\$133	\$48,661
Minimum/Centers	\$88	\$32,164



DIVISION OF ADULT INSTITUTIONS

CORRECTIONS AT A GLANCE

JULY 2024

For further information, contact:

Wisconsin Department of Corrections
3099 East Washington Avenue
Post Office Box 7925
Madison, Wisconsin 53707-7925

Phone: (608) 240-5104
Fax: (608) 240-3310
<https://doc.wi.gov>

The Division of Adult Institutions protects the public through secure and humane treatment of Persons in Our Cares committed to its custody and affords Persons in Our Cares the opportunity to gain skills and insight into their criminal behavior that are needed to support a crime-free life upon release to the community.