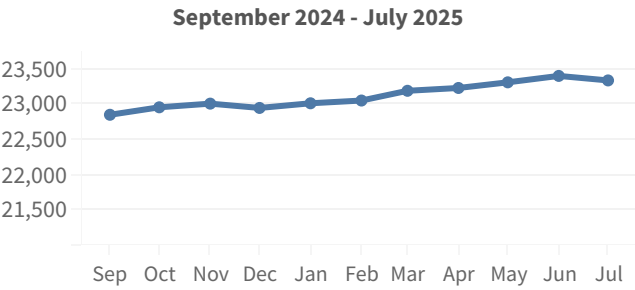


END OF MONTH PRISON POPULATION*

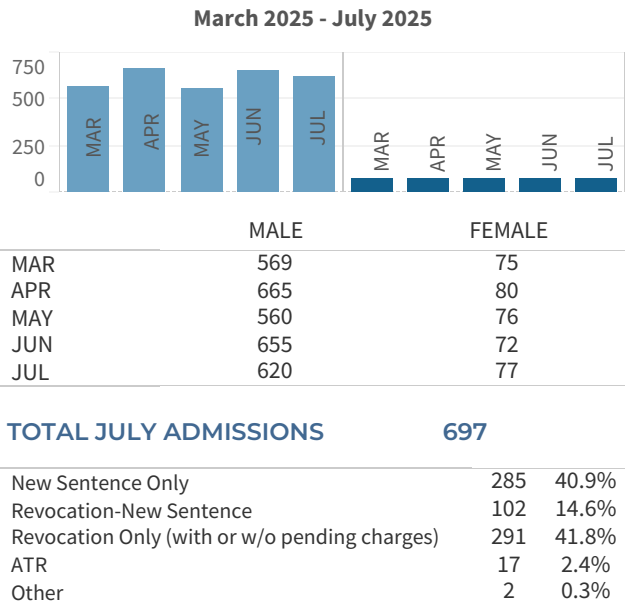
| JULY 2025 | | |
|---------------|-------------------------------------|------------|
| | Facility | Population |
| Maximum | Columbia CI | 678 |
| | Dodge CI | 1,757 |
| | Green Bay CI | 1,127 |
| | Taycheedah CI | 974 |
| | Waupun CI | 842 |
| | Wisconsin Secure Program Facility | 494 |
| | Wisconsin Resource Center | 393 |
| | | |
| Medium | Fox Lake CI | 1,395 |
| | Jackson CI | 996 |
| | Kettle Moraine CI | 1,140 |
| | Milwaukee Secure Detention Facility | 637 |
| | New Lisbon CI | 1,044 |
| | Oshkosh CI | 2,071 |
| | Racine CI | 1,775 |
| | Racine Youthful Offender CF | 474 |
| | Redgranite CI | 1,017 |
| | Stanley CI | 1,560 |
| | | |
| | | |
| Minimum | Chippewa Valley CTF | 498 |
| | Oakhill CI | 821 |
| | Prairie du Chien CI | 485 |
| | Sturtevant Transitional Facility | 151 |
| | Correctional Centers male (14) | 2,137 |
| | Correctional Centers female (2) | 599 |
| | Contract Bed | 282 |
| Grand Total | | 23,347 |
| | | |
| Total Males | | 21,736 |
| Total Females | | 1,611 |

*On 7/31/2025, there were 29 PIOC in out-of-state facilities. Data for these individuals is not included in the rest of this document.

MONTHLY PRISON POPULATION TREND

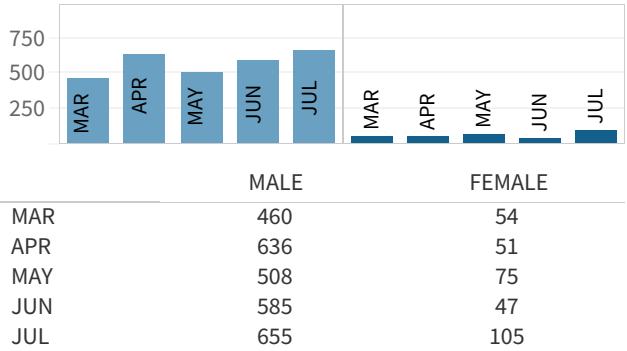


ADMISSIONS TO PRISON



*Starting in March 2022, the DAI AAG will no longer include DCC holds in its DAI admissions and releases counts. For these numbers, please see the [Holds and Short-Term Sanctions Dashboards](#) (on the DOC public website under Data and Reports).

RELEASES FROM PRISON



| TOTAL JULY RELEASES 760 | | |
|-------------------------|-----|-------|
| Extended Supervision | 661 | 87.0% |
| Mandatory Release | 43 | 5.7% |
| Paroled | 12 | 1.6% |
| Discharge from Sentence | 24 | 3.2% |
| Release from ATR | 15 | 2.0% |
| Other | 5 | 0.7% |

AGE

| | Males | Females |
|-----------------------------|-------|---------|
| Oldest Person in our Care | 94 | 82 |
| Youngest Person in our Care | 18 | 18 |
| Average Age | 41 | 39 |
| | | |
| | Males | Females |
| 19 and younger | 203 | 7 |
| 20-29 | 3,988 | 297 |
| 30-39 | 6,733 | 606 |
| 40-49 | 5,439 | 416 |
| 50-59 | 3,178 | 193 |
| 60-69 | 1,702 | 74 |
| 70 and Older | 493 | 18 |

RACE AND ETHNICITY

| | Males | Females |
|--------------------------------|-------|---------|
| White | 51% | 67% |
| Black | 43% | 22% |
| American Indian/Alaskan Native | 5% | 10% |
| Asian or Pacific Islander | 1% | 1% |
| | | |
| Ethnicity | | |
| Hispanic or Latino | 12% | 10% |

HIGHEST GRADE COMPLETED

| | Males | Females |
|-----------------------------------|-------|---------|
| < 9th grade | 3% | 2% |
| 9th through 12th grade- no HS.. | 23% | 18% |
| HSED/GED | 49% | 43% |
| Some Grad or Voc | 17% | 27% |
| Associates, Bachelors, Masters,.. | 6% | 9% |
| Unknown | 1% | 0% |

MENTAL HEALTH

43% of Male Persons in our Care have a mental health condition.

Of these, 7% have a serious condition.*

91% of Female Persons in our Care have a mental health condition.

Of these, 20% have a serious condition.*

*e.g. bipolar disorder, schizophrenia, personality disorder, severe depression

EDUCATION

Award Type

| | |
|----------|----|
| GED/HSED | 49 |
|----------|----|

PROGRAMS AND ACTIVITIES

Adult Basic Education

Anger Management

Career Technical Education

Cognitive Behavioral Programs

Community Service

Domestic Violence

Parenting

Pre-Release

Recreation

Reentry Initiatives

Religious Programs

Sex Offender Treatment

Substance Use Disorder

Work Programs

COST PER PERSON

July 1, 2023 - June 30, 2024

Daily One Year

Males \$142 \$51,801

Females \$157 \$57,307

Facilities by Security Level

Daily One Year

Maximum \$190 \$69,599

Medium \$136 \$49,807

Minimum/Centers \$147 \$53,887



DIVISION OF ADULT INSTITUTIONS

CORRECTIONS AT A GLANCE

JULY 2025

For further information, contact:

Wisconsin Department of Corrections
3099 East Washington Avenue
Post Office Box 7925
Madison, Wisconsin 53707-7925

Phone: (608) 240-5104
Fax: (608) 240-3310
<https://doc.wi.gov>

The Division of Adult Institutions protects the public through secure and humane treatment of Persons in Our Cares committed to its custody and affords Persons in Our Cares the opportunity to gain skills and insight into their criminal behavior that are needed to support a crime-free life upon release to the community.