

END OF MONTH PRISON POPULATION*

AUGUST 2024

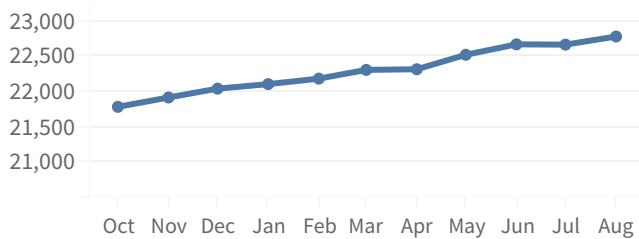
| | Facility | Population |
|-------------------------------------|------------------------------------|-------------|
| Maximum | Columbia CI | 682 |
| | Dodge CI | 1,677 |
| | Green Bay CI | 1,053 |
| | Taycheedah CI | 914 |
| | Waupun CI | 713 |
| | Wisconsin Secure Program Facility | 459 |
| | Wisconsin Resource Center | 383 |
| | Medium | Fox Lake CI |
| Jackson CI | | 995 |
| Kettle Moraine CI | | 1,140 |
| Milwaukee Secure Detention Facility | | 598 |
| New Lisbon CI | | 1,050 |
| Oshkosh CI | | 2,021 |
| Racine CI | | 1,760 |
| Racine Youthful Offender CF | | 460 |
| Redgranite CI | | 1,024 |
| Stanley CI | | 1,565 |
| Minimum | Chippewa Valley CTF | 479 |
| | Oakhill CI | 829 |
| | Prairie du Chien CI | 520 |
| | Sturtevant Transitional Facility | 151 |
| | Correctional Centers male (14) | 2,070 |
| | Correctional Centers female (2) | 591 |
| | Contract Bed | 249 |
| | House of Corrections Jail Contract | 1 |
| Marquette County Jail Contract | 1 | |
| Grand Total | | 22,789 |

Total Males 21,243
Total Females 1,546

*On 8/31/2024, there were 28 PIOC in out-of-state facilities. Data for these individuals is not included in the rest of this document.

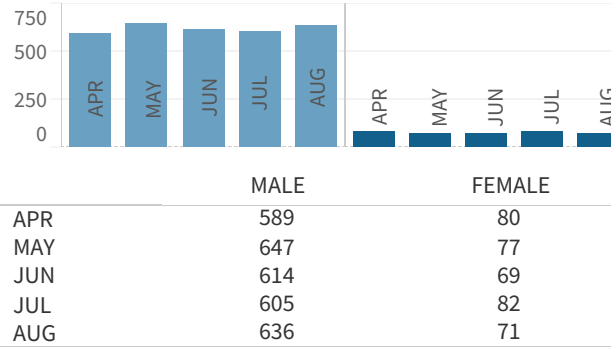
MONTHLY PRISON POPULATION TREND

October 2023 - August 2024



ADMISSIONS TO PRISON

April 2024 - August 2024

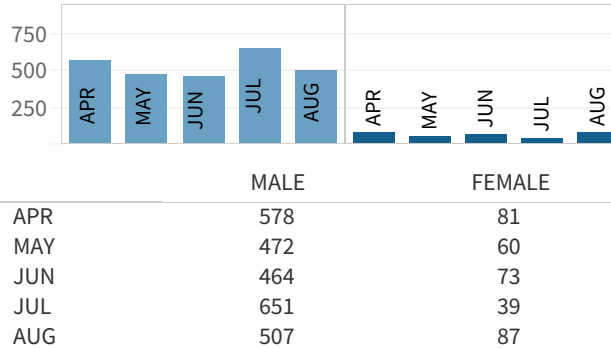


TOTAL AUGUST ADMISSIONS 707

| | | |
|---|-----|-------|
| New Sentence Only | 234 | 33.1% |
| Revocation-New Sentence | 99 | 14.0% |
| Revocation Only (with or w/o pending charges) | 357 | 50.5% |
| ATR | 11 | 1.6% |
| Other | 6 | 0.8% |

*Starting in March 2022, the DAI AAG will no longer include DCC holds in its DAI admissions and releases counts. For these numbers, please see the [Holds and Short-Term Sanctions Dashboards](#) (on the DOC public website under Data and Rep..

RELEASES FROM PRISON



TOTAL AUGUST RELEASES 594

| | | |
|-------------------------|-----|-------|
| Extended Supervision | 498 | 83.8% |
| Mandatory Release | 35 | 5.9% |
| Paroled | 14 | 2.4% |
| Discharge from Sentence | 21 | 3.5% |
| Release from ATR | 18 | 3.0% |
| Other | 8 | 1.3% |

AGE

| | Males | Females |
|-----------------------------|-------|---------|
| Oldest Person in our Care | 93 | 81 |
| Youngest Person in our Care | 18 | 18 |
| Average Age | 40 | 39 |
| | Males | Females |
| 19 and younger | 187 | 7 |
| 20-29 | 4,008 | 286 |
| 30-39 | 6,684 | 589 |
| 40-49 | 5,220 | 370 |
| 50-59 | 3,136 | 199 |
| 60-69 | 1,601 | 75 |
| 70 and Older | 407 | 20 |

RACE AND ETHNICITY

| | Males | Females |
|--------------------------------|-------|---------|
| White | 51% | 69% |
| Black | 42% | 21% |
| American Indian/Alaskan Native | 5% | 10% |
| Asian or Pacific Islander | 1% | 1% |
| Ethnicity | | |
| Hispanic or Latino | 11% | 8% |

HIGHEST GRADE COMPLETED

| | Males | Females |
|-----------------------------------|-------|---------|
| < 9th grade | 3% | 2% |
| 9th through 12th grade- no HS.. | 24% | 19% |
| HSED/GED | 49% | 44% |
| Some Grad or Voc | 17% | 25% |
| Associates, Bachelors, Masters,.. | 6% | 10% |
| Unknown | 1% | 1% |

MENTAL HEALTH

42% of Male Persons in our Care have a mental health condition.

Of these, 7% have a serious condition.*

91% of Female Persons in our Care have a mental health condition.

Of these, 24% have a serious condition.*

*e.g. bipolar disorder, schizophrenia, personality disorder, severe depression

EDUCATION

Award Type

| | |
|----------|----|
| GED/HSED | 54 |
|----------|----|

PROGRAMS AND ACTIVITIES

| | |
|-------------------------------|------------------------|
| Adult Basic Education | Pre-Release |
| Anger Management | Recreation |
| Career Technical Education | Reentry Initiatives |
| Cognitive Behavioral Programs | Religious Programs |
| Community Service | Sex Offender Treatment |
| Domestic Violence | Substance Use Disorder |
| Parenting | Work Programs |

COST PER PERSON

July 1, 2022 - June 30, 2023

| | Daily | One Year |
|-------------------------------------|--------------|-----------------|
| Males | \$128 | \$46,873 |
| Females | \$124 | \$45,276 |
| Facilities by Security Level | Daily | One Year |
| Maximum | \$135 | \$49,406 |
| Medium | \$133 | \$48,661 |
| Minimum/Centers | \$88 | \$32,164 |



DIVISION OF ADULT INSTITUTIONS

CORRECTIONS AT A GLANCE

AUGUST 2024

For further information, contact:

Wisconsin Department of Corrections
3099 East Washington Avenue
Post Office Box 7925
Madison, Wisconsin 53707-7925

Phone: (608) 240-5104
Fax: (608) 240-3310
<https://doc.wi.gov>

The Division of Adult Institutions protects the public through secure and humane treatment of Persons in Our Cares committed to its custody and affords Persons in Our Cares the opportunity to gain skills and insight into their criminal behavior that are needed to support a crime-free life upon release to the community.