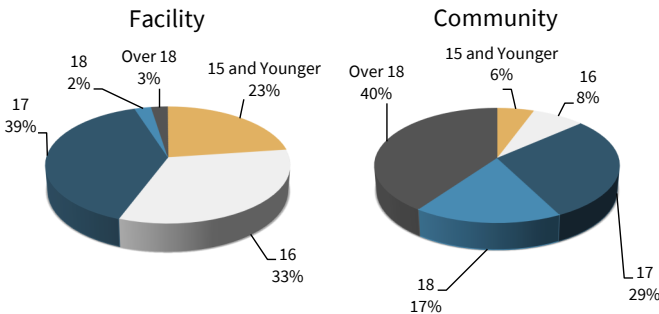


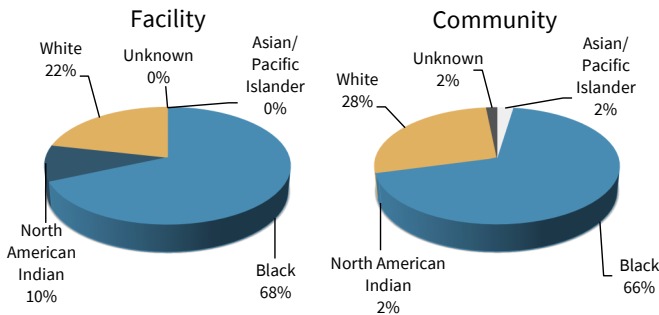
## End of the Month Population

	Male	Female
Copper Lake School	0	13
Grow Academy	5	0
Lincoln Hills School	40	0
Mendota Juvenile Treatment Center	21	0
<b>Facility Total</b>	<b>66</b>	<b>13</b>
NWRO (NW Regional Offices) WI Youth	30	3
NWRO Interstate Compact Juveniles	19	2
SERO (SE Regional Office) WI Youth	63	0
SERO Interstate Compact Juveniles	10	0
<b>Community Total</b>	<b>122</b>	<b>5</b>

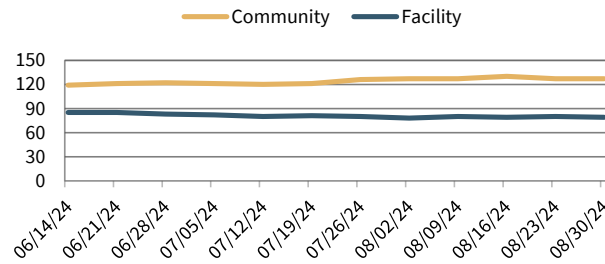
## Age



## Race



## Population Trends



Community numbers represent youth supervised by a DJC State Agent who are not residing in a state juvenile facility.

Facility numbers include both long term (commitments) and short term placements at CLS, Grow, LHS, and MJTC.

## Facility Admissions

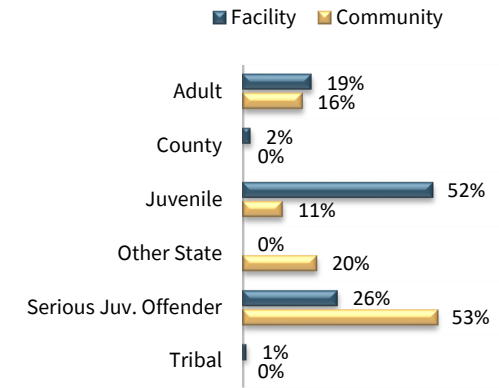
	Male	Female	Total
Change of Placement	2	0	2
Youth returning to a facility from County Supervision under a previous order			
Direct County Referral	1	0	1
DJC Commitment*	3	1	4
Youth admitted to a facility under a court ordered state juvenile commitment			
DJC Sanction/Hold	1	0	1
Transfer from Community to Grow	1	0	1
Transfer from DAI	1	1	2
<b>Total</b>	<b>9</b>	<b>2</b>	<b>11</b>

\*Commitments in August were from the following counties: Brown, Kenosha, Milwaukee, Rock

## Facility Releases

	Male	Female	Total
Discharge by Court Order	1	0	1
Expiration of Commitment	3	0	3
Release to County Supervision	3	1	4
Release to DAI	2	0	2
Release to Interstate Compact	1	0	1
Transfer to Community Supervision	2	0	2
<b>Total</b>	<b>12</b>	<b>1</b>	<b>13</b>

## Commitment Types\*



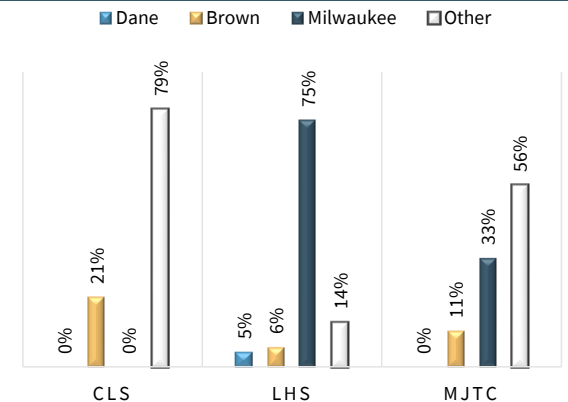
## Dual Commitments\*\*

Of 206 total youth under DJC's care, 43 have a dual commitment.

\*Youth can have multiple commitments at the same time. Commitment Type data represents all commitments held by youth under DJC's care.

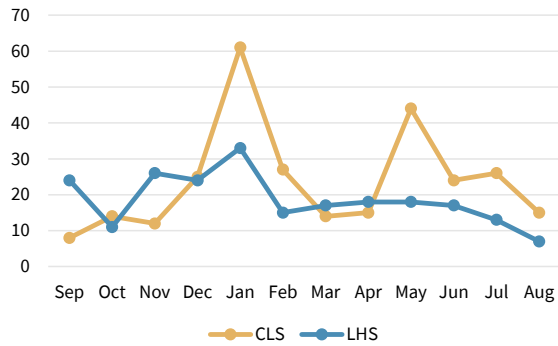
\*\*Dual Commitments are defined by youth with commitments by both the juvenile and adult court system. Adult commitments include prison and probation sentencing.

## Facility Commitments by County



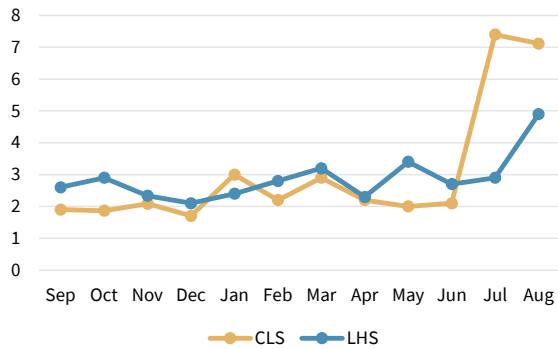
Other Counties: Clark, Fond du Lac, Kenosha, Lincoln, Marathon, Menominee, Outagamie, Portage, Racine, Rock, Sauk, Sawyer, Sheboygan, St. Croix, Washington, Waukesha, Wood

## Administrative Confinement Placements

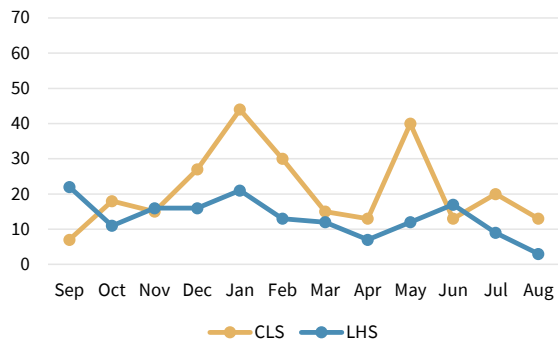


Youth pending transfer are not included in the average Administrative Confinement duration.

## Avg. Hours in Administrative Confinement



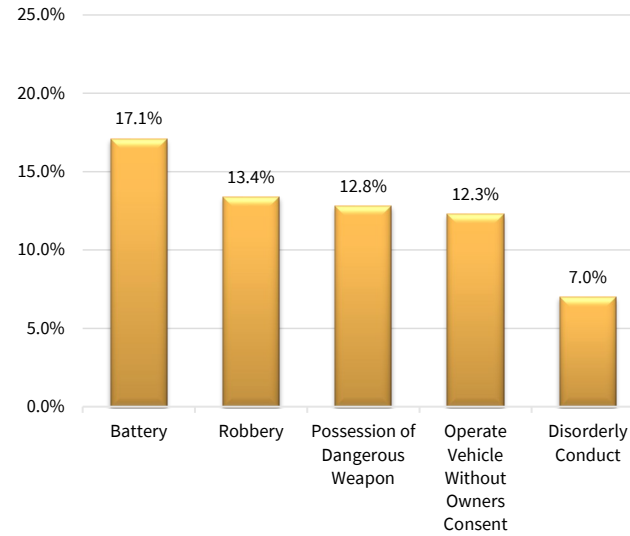
## Physical Interaction\*



Administrative Confinement and Physical Intervention statistics are from September 2023 - August 2024.

\*Physical Interaction is defined by the use of physical or mechanical restraints for youth and staff safety.

## Prominent Offenses for Youth at CLS/LHS



## Education at CLS/LHS

July 2023 - June 2024

High School Achievements	LHS	CLS	Total
Credits Earned	160.25	19.75	180.00
Diplomas Awarded	4	0	4
Equivalency Diplomas Awarded	8	0	8



# Division of Juvenile Corrections

## Corrections at a Glance

August 2024

### For further information, contact:

Wisconsin Department of Corrections  
3099 East Washington Avenue  
Post Office Box 8930  
Madison, Wisconsin 53708-8930  
Phone: (608) 240-5900  
Fax: (608) 240-3371

Brochure available online at:  
[www.doc.wi.gov/Pages/DataResearch/DataAndReports](http://www.doc.wi.gov/Pages/DataResearch/DataAndReports)

### We Believe In YOU!

Youth  
Our organization  
Uniting families and communities

DJC: Building hope to develop healthy youth, caring professionals, strong families, and safe communities.