

End of Month Inmate Population

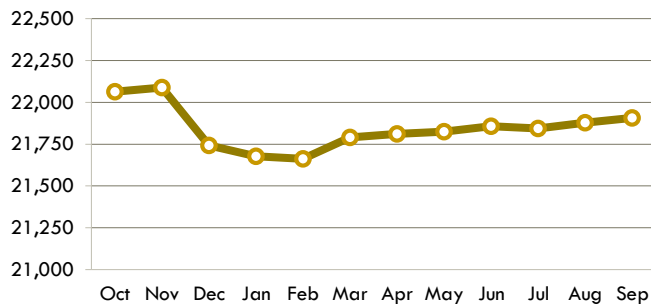
September 2014

Facility	Population
Maximum Security	
Columbia CI	839
Dodge CI*	1,620
Green Bay CI	1,090
Taycheedah CI	759
Waupun CI	1,239
Wisconsin Secure Program Facility	446
Medium Security	
Fox Lake CI	1,322
Jackson CI	967
Kettle Moraine CI	1,177
Milwaukee Secure Detention Facility	332
New Lisbon CI	1,024
Oshkosh CI	2,051
Prairie Du Chien CI	513
Racine CI	1,577
Racine Youthful Offender	449
Redgranite CI	1,027
Stanley CI	1,505
Wisconsin Resource Center	354
Minimum Security	
Chippewa Valley CTF	479
Oakhill CI	674
Strutevant Transitional Facility	151
Correctional Centers male (14)	1,825
Correctional Centers female (3)	456
Contract Beds	30
Total Males	20,652
Total Females	1,254
Grand Total	21,906

*includes 1 female inmates in DCI infirmary

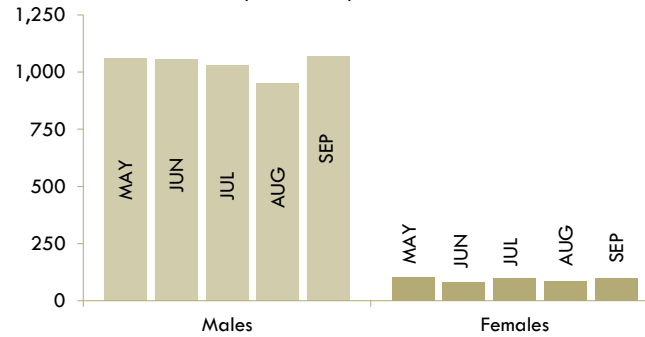
Monthly Inmate Population Trend

October 2013 - September 2014



Admissions to Prison

May 2014 - September 2014



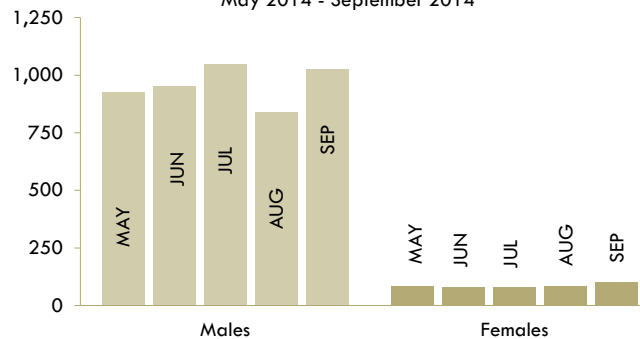
Admissions by Type

September 2014

DCC Hold	35%
Revocation, No New Sentence	8%
New Sentence, No Revocation	21%
Revocation, New Sentence	27%
Alternative to Revocation	8%
Other	0%

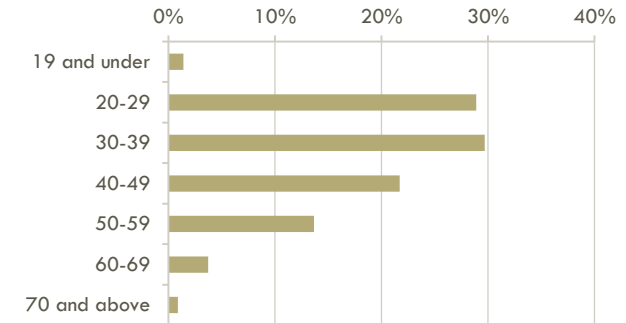
Releases from Prison

May 2014 - September 2014



Age

	Males	Females
Oldest Inmate	97	78
Youngest Inmate	15	17
Average Age	37.67	36.99



Race and Ethnicity

	Males	Females
White	54%	69%
Black	42%	24%
American Indian/Alaskan Native	3%	6%
Asian or Pacific Islander	1%	1%
Ethnicity		
Hispanic or Latino	9%	4%

Mental Health

33% of Male inmates have a mental health condition. Of these 8% have a serious condition*

76% of Female inmates have a mental health condition. Of these 27% have a serious condition*

*e.g. bipolar disorder, schizophrenia, personality disorder, severe depression

Inmate Programs and Activities

Anger Management	Pre-Release
AODA	Recreation
Cognitive Intervention	Religious Programs
Community Service	Reentry Initiatives
Domestic Violence	Sex Offender Treatment
Parenting	Work Programs

70% of inmates have alcohol or drug abuse (AODA) treatment needs

Education Programs

HSED/GED	English as a Second Language
Career & Technical Education	Special Education
Correspondence Courses	Title 1

Education Enrollment

	Current Enrollment
Academic	1,791
Career and Technical Education	550
Total	2,341

Cost per Inmate

July 1, 2013- June 30, 2014

	Daily	One Year
Males	\$88.29	\$32,313.08
Females	\$115.18	\$42,040.74

	Daily	One Year
Maximum	\$107.06	\$39,075.41
Medium	\$81.93	\$29,903.81
Minimum/Centers	\$90.79	\$33,138.97

Division of Adult Institutions



Corrections at a Glance

September 2014

For further information, contact:

Wisconsin Department of Corrections
3099 East Washington Avenue
Post Office Box 7925
Madison, Wisconsin 53707-7925

Phone: (608) 240-5104
Fax: (608) 240-3310
<http://www.wi-doc.com>

The Division of Adult Institutions protects the public through secure and humane treatment of inmates committed to its custody and affords inmates the opportunity to gain skills and insight into their criminal behavior that are needed to support a crime-free life upon release to the community