

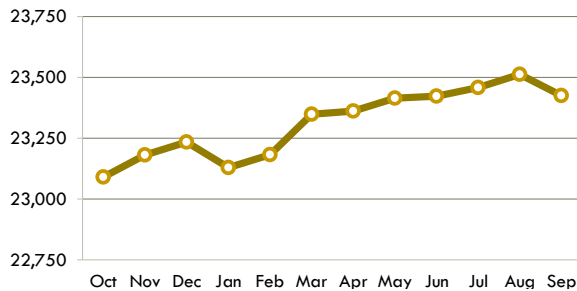
End of Month Inmate Population*

September 2018

Facility	Population
Maximum Security	
Columbia CI	811
Dodge CI	1,568
Green Bay CI	1,098
Taycheedah CI	931
Waupun CI	1,271
Wisconsin Secure Program Facility	485
Medium Security	
Fox Lake CI	1,341
Jackson CI	997
Kettle Moraine CI	1,187
Milwaukee Secure Detention Facility	478
New Lisbon CI	1,049
Oshkosh CI	2,059
Prairie Du Chien CI	518
Racine CI	1,679
Racine Youthful Offender CF	460
Redgranite CI	1,024
Stanley CI	1,587
Wisconsin Resource Center	395
Minimum Security	
Chippewa Valley CTF	496
Oakhill CI	759
Strutevant Transitional Facility	146
Correctional Centers male (14)	1,998
Correctional Centers female (2)	566
Contract Beds	
522	
Total Males	21,886
Total Females	1,539
Grand Total	23,425

Monthly Inmate Population Trend

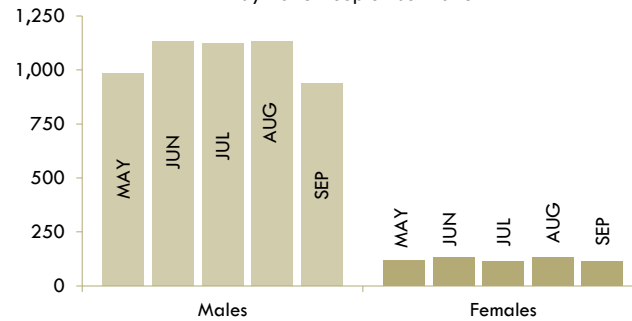
October 2017 - September 2018



*As of last Friday of each month

Admissions to Prison

May 2018 - September 2018

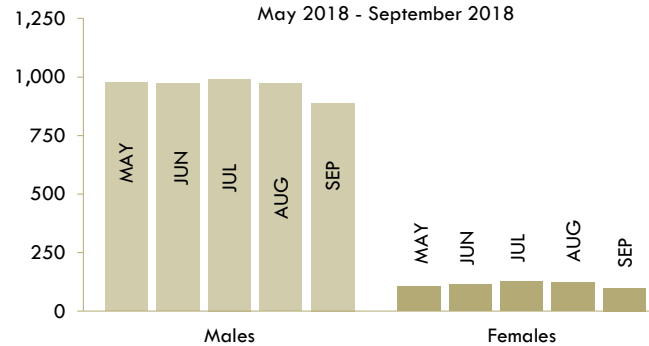


Releases by Type

Total Releases	988
Mandatory Release/Extended Supervision	64%
Released from DCC Hold	26%
Released from ATR	4%
Discharged from Sentence	3%
Paroled	2%
Other	<1%

Releases from Prison

May 2018 - September 2018



Age

	Males	Females
Oldest Inmate	94	79
Youngest Inmate	15	17
Average Age	38.31	36.70

Category	Count	% of Total Population
19 and under	362	2%
20-29	6,258	29%
30-39	7,511	30%
40-49	4,821	21%
50-59	3,127	14%
60-69	1,140	4%
70 and above	290	1%

Race and Ethnicity

	Males	Females
White	52%	69%
Black	43%	22%
American Indian/Alaskan Native	4%	8%
Asian or Pacific Islander	1%	1%
Ethnicity		
Hispanic or Latino	8%	3%

Highest Grade Completed

	Males	Females
< 9th Grade	4%	4%
9th - 12th Grade no HSED	26%	22%
HSED/GED	46%	45%
Some Grad or Voc.	17%	23%
Associates, Bachelors, Masters, or PhD.	5%	7%
Unknown	2%	1%

Mental Health

38% of Male inmates have a mental health condition. Of these 8% have a serious condition*

83% of Female inmates have a mental health condition. Of these 28% have a serious condition*

*e.g. bipolar disorder, schizophrenia, personality disorder, severe depression

Education

	Awards This Month
HSED	25
GED	10
Total	35

Inmate Programs and Activities

Anger Management	Pre-Release
Substance Use Disorder	Recreation
Cognitive Intervention	Religious Programs
Community Service	Reentry Initiatives
Domestic Violence	Sex Offender Treatment
Parenting	Work Programs

Cost per Inmate

July 1, 2017 - June 30, 2018

	Daily	One Year
Males	\$89	\$32,450
Females	\$100	\$36,570
Facilities by Security Level	Daily	One Year
Maximum	\$108	\$39,518
Medium	\$89	\$32,460
Minimum/Centers	\$88	\$32,254

Division of Adult Institutions



Corrections at a Glance

September 2018

For further information, contact:

Wisconsin Department of Corrections
3099 East Washington Avenue
Post Office Box 7925
Madison, Wisconsin 53707-7925

Phone: (608) 240-5104
Fax: (608) 240-3310
<https://doc.wi.gov>

The Division of Adult Institutions protects the public through secure and humane treatment of inmates committed to its custody and affords inmates the opportunity to gain skills and insight into their criminal behavior that are needed to support a crime-free life upon release to the community