

END OF MONTH PRISON POPULATION*

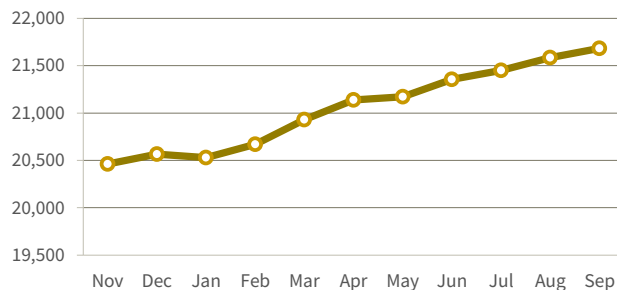
SEPTEMBER 2023

Facility	Population
Maximum Security	
Columbia CI	410
Dodge CI	1,572
Green Bay CI	977
Taycheedah CI	817
Waupun CI	1,004
Wisconsin Secure Program Facility	444
Wisconsin Resource Center	380
Medium Security	
Fox Lake CI	1,182
Jackson CI	993
Kettle Moraine CI	930
Milwaukee Secure Detention Facility	529
New Lisbon CI	1,051
Oshkosh CI	2,037
Racine CI	1,596
Racine Youthful Offender CF	458
Redgranite CI	1,026
Stanley CI	1,578
Minimum Security	
Chippewa Valley CTF	479
Oakhill CI	779
Prairie du Chien CI	522
Sturtevant Transitional Facility	149
Correctional Centers male (14)	2,077
Correctional Centers female (2)	570
Contract Beds*	123
Grand Total	21,683
Total Males	20,263
Total Females	1,420

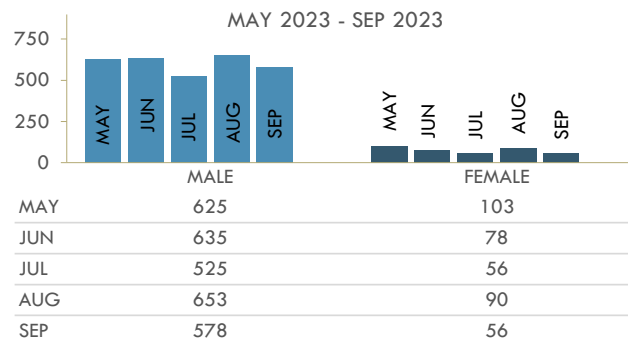
*On September 30, there were 32 PIOC in out-of-state facilities. Data for these individuals is not included in the rest of this document.

MONTHLY PRISON POPULATION TREND

NOV 2022 - SEP 2023



ADMISSIONS TO PRISON

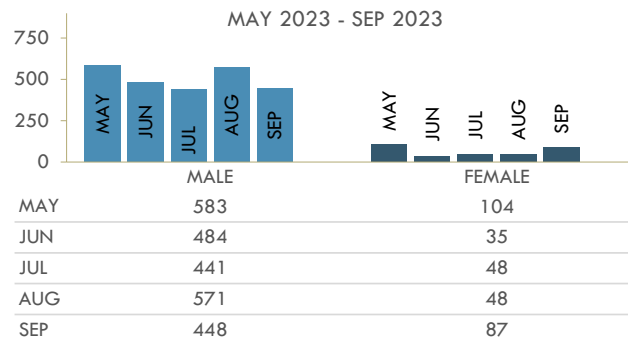


TOTAL SEPTEMBER ADMISSIONS 634

New Sentence Only	255	40.2%
Revocation-New Sentence	79	12.5%
Revocation Only (with or without pending charges)	290	45.7%
Other	1	0.2%
ATR	9	1.4%

*Starting in March 2022, the DAI AAG will no longer include DCC holds in its DAI admissions and releases counts. For these numbers, please see the [Holds and Short-Term Sanctions Dashboards](#) (on the DOC public website under Data and Reports).

RELEASES FROM PRISON



TOTAL SEPTEMBER RELEASES 535

Extended Supervision	445	83.2%
Mandatory Release	27	5.0%
Paroled	15	2.8%
Discharged from Sentence	16	3.0%
Released from ATR	18	3.4%
Other	6	1.1%

AGE

	Males	Females
Oldest Person in our Care	92	80
Youngest Person in our Care	18	18
Average Age	40	39

Category

19 and younger	194	5
20-29	4,056	273
30-39	6,367	519
40-49	4,786	348
50-59	3,034	199
60-69	1,451	60
70 and older	375	16

RACE AND ETHNICITY

	Males	Females
White	51%	72%
Black	42%	19%
American Indian/Alaskan Native	5%	9%
Asian or Pacific Islander	1%	1%
Ethnicity		
Hispanic or Latino	11%	7%

HIGHEST GRADE COMPLETED

	Males	Females
< 9th Grade	3%	2%
9th - 12th Grade no HSED	24%	20%
HSED/GED	48%	43%
Some Grad or Voc.	17%	25%
Associates, Bachelors, Masters, or PhD.	6%	9%
Unknown	1%	1%

MENTAL HEALTH

42% of Male Persons in our Care have a mental health condition.
Of these, 7% have a serious condition.*

91% of Female Persons in our Care have a mental health condition.
Of these, 27% have a serious condition.*

*e.g. bipolar disorder, schizophrenia, personality disorder, severe depression

EDUCATION

Awards

HSED	9
GED	8
Total	17

PROGRAMS AND ACTIVITIES

Adult Basic Education	Pre-Release
Anger Management	Recreation
Career Technical Education	Reentry Initiatives
Cognitive Behavioral Programs	Religious Programs
Community Service	Sex Offender Treatment
Domestic Violence	Substance Use Disorder
Parenting	Work Programs

COST PER PERSON

July 1, 2021 - June 30, 2022

	Daily	One Year
Males	\$120	\$43,843
Females	\$146	\$53,271
Facilities by Security Level	Daily	One Year
Maximum	\$151	\$55,253
Medium	\$123	\$45,070
Minimum/Centers	\$132	\$48,229



DIVISION OF ADULT INSTITUTIONS

CORRECTIONS AT A GLANCE

SEPTEMBER 2023

For further information, contact:

Wisconsin Department of Corrections
3099 East Washington Avenue
Post Office Box 7925
Madison, Wisconsin 53707-7925

Phone: (608) 240-5104
Fax: (608) 240-3310
<https://doc.wi.gov>

The Division of Adult Institutions protects the public through secure and humane treatment of Persons in Our Cares committed to its custody and affords Persons in Our Cares the opportunity to gain skills and insight into their criminal behavior that are needed to support a crime-free life upon release to the community.