

## END OF MONTH PRISON POPULATION\*

### SEPTEMBER 2024

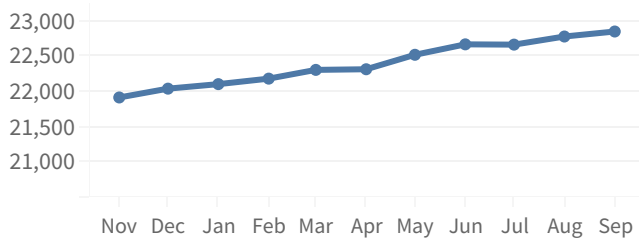
	Facility	Population	
<b>Maximum</b>	Columbia CI	680	
	Dodge CI	1,679	
	Green Bay CI	1,054	
	Taycheedah CI	929	
	Waupun CI	704	
	Wisconsin Secure Program Facility	463	
	Wisconsin Resource Center	376	
	<b>Medium</b>	Fox Lake CI	1,383
Jackson CI		1,004	
Kettle Moraine CI		1,140	
Milwaukee Secure Detention Facility		605	
New Lisbon CI		1,051	
Oshkosh CI		2,047	
Racine CI		1,793	
Racine Youthful Offender CF		460	
Redgranite CI		1,028	
Stanley CI		1,576	
<b>Minimum</b>		Chippewa Valley CTF	465
		Oakhill CI	829
		Prairie du Chien CI	516
		Sturtevant Transitional Facility	150
	Correctional Centers male (14)	2,084	
	Correctional Centers female (2)	585	
	Contract Bed	259	
<b>Grand Total</b>		22,860	

Total Males 21,305  
Total Females 1,555

\*On 9/30/2024, there were 28 PIOC in out-of-state facilities. Data for these individuals is not included in the rest of this document.

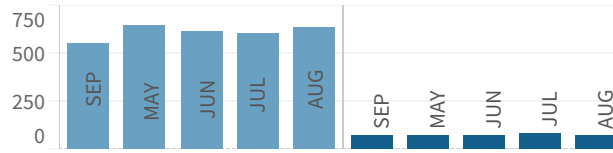
## MONTHLY PRISON POPULATION TREND

### November 2023 - September 2024



## ADMISSIONS TO PRISON

### May 2024 - September 2024



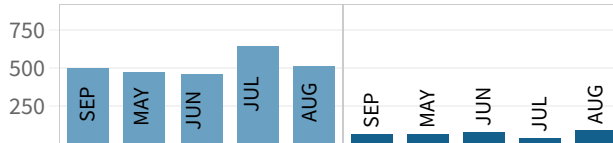
	MALE	FEMALE
SEP	556	76
MAY	647	77
JUN	615	69
JUL	604	82
AUG	638	70

### TOTAL SEPTEMBER ADMISSIONS 632

New Sentence Only	248	39.2%
Revocation-New Sentence	92	14.6%
Revocation Only (with or w/o pending charges)	283	44.8%
ATR	9	1.4%

\*Starting in March 2022, the DAI AAG will no longer include DCC holds in its DAI admissions and releases counts. For these numbers, please see the [Holds and Short-Term Sanctions Dashboards](#) (on the DOC public website under Data and Rep..)

## RELEASES FROM PRISON



	MALE	FEMALE
SEP	494	70
MAY	472	60
JUN	464	73
JUL	651	39
AUG	507	87

### TOTAL SEPTEMBER RELEASES 564

Extended Supervision	489	86.7%
Mandatory Release	32	5.7%
Paroled	5	0.9%
Discharge from Sentence	16	2.8%
Release from ATR	14	2.5%
Other	8	1.4%

## AGE

	Males	Females
Oldest Person in our Care	93	81
Youngest Person in our Care	18	18
Average Age	40	39
	Males	Females
19 and younger	184	7
20-29	4,010	286
30-39	6,722	600
40-49	5,237	370
50-59	3,132	198
60-69	1,603	74
70 and Older	417	20

## RACE AND ETHNICITY

	Males	Females
White	51%	69%
Black	42%	21%
American Indian/Alaskan Native	5%	10%
Asian or Pacific Islander	1%	1%
Ethnicity		
Hispanic or Latino	11%	8%

## HIGHEST GRADE COMPLETED

	Males	Females
< 9th grade	3%	2%
9th through 12th grade- no HS..	24%	19%
HSED/GED	49%	44%
Some Grad or Voc	17%	25%
Associates, Bachelors, Masters,..	6%	9%
Unknown	1%	1%

## MENTAL HEALTH

42% of Male Persons in our Care have a mental health condition.

Of these, 7% have a serious condition.\*

91% of Female Persons in our Care have a mental health condition.

Of these, 24% have a serious condition.\*

\*e.g. bipolar disorder, schizophrenia, personality disorder, severe depression

## EDUCATION

### Award Type

GED/HSED	47
----------	----

## PROGRAMS AND ACTIVITIES

Adult Basic Education	Pre-Release
Anger Management	Recreation
Career Technical Education	Reentry Initiatives
Cognitive Behavioral Programs	Religious Programs
Community Service	Sex Offender Treatment
Domestic Violence	Substance Use Disorder
Parenting	Work Programs

## COST PER PERSON

July 1, 2022 - June 30, 2023

	Daily	One Year
Males	\$128	\$46,873
Females	\$124	\$45,276

Facilities by Security Level	Daily	One Year
Maximum	\$135	\$49,406
Medium	\$133	\$48,661
Minimum/Centers	\$88	\$32,164



# DIVISION OF ADULT INSTITUTIONS

## CORRECTIONS AT A GLANCE

SEPTEMBER 2024

### For further information, contact:

Wisconsin Department of Corrections  
3099 East Washington Avenue  
Post Office Box 7925  
Madison, Wisconsin 53707-7925

Phone: (608) 240-5104  
Fax: (608) 240-3310  
<https://doc.wi.gov>

The Division of Adult Institutions protects the public through secure and humane treatment of Persons in Our Cares committed to its custody and affords Persons in Our Cares the opportunity to gain skills and insight into their criminal behavior that are needed to support a crime-free life upon release to the community.