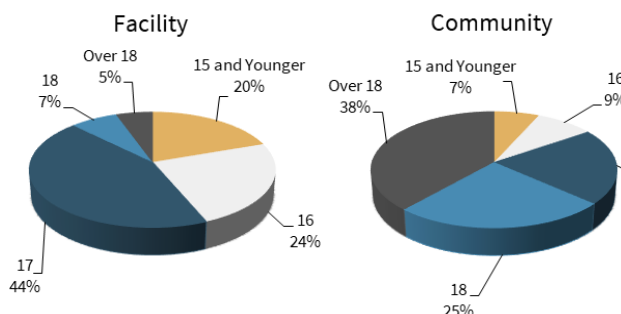


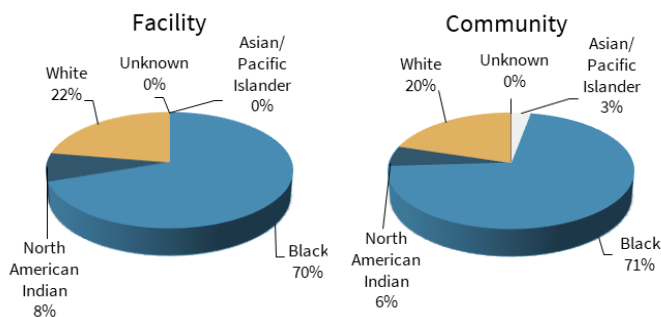
## End of the Month Population

	Male	Female
Copper Lake School	0	6
Grow Academy	2	0
Lincoln Hills School	72	0
Mendota Juvenile Treatment Center	25	7
<b>Facility Total</b>	<b>99</b>	<b>13</b>
NWRO (NW Regional Offices) WI Youth	27	3
NWRO Interstate Compact Juveniles	9	2
SERO (SE Regional Office) WI Youth	59	0
SERO Interstate Compact Juveniles	4	0
<b>Community Total</b>	<b>99</b>	<b>5</b>

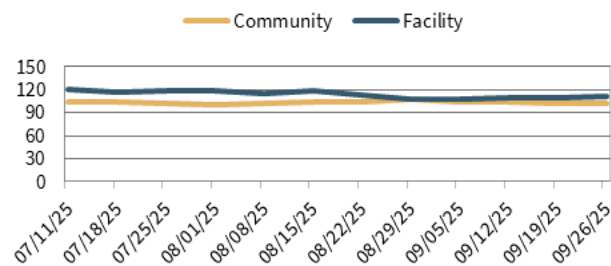
## Age



## Race



## Population Trends



Community numbers represent youth supervised by a DJC State Agent who are not residing in a state juvenile facility.

Facility numbers include both long term (commitments) and short term placements at CLS, Grow, LHS, and MJTC.

## Facility Admissions

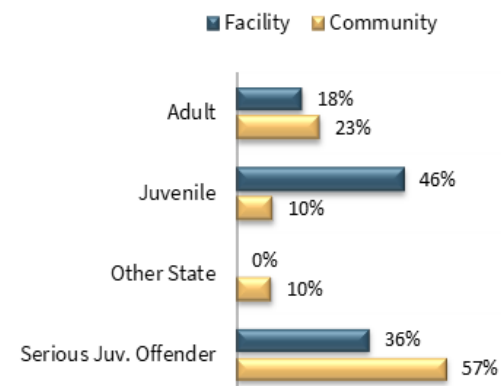
	Male	Female	Total
DJC Commitment*	10	2	12
Youth admitted to a facility under a court ordered state juvenile commitment			
DJC Sanction/Hold	2	0	2
<b>Total</b>	<b>12</b>	<b>2</b>	<b>14</b>

\*Commitments in September were from the following counties:  
Brown, Dodge, Milwaukee, St. Croix, Washington

## Facility Releases

	Male	Female	Total
Expiration of Commitment	4	3	7
Other	2	0	2
Release to County Supervision	1	0	1
Transfer to Community Supervision	7	0	7
<b>Total</b>	<b>14</b>	<b>3</b>	<b>17</b>

## Commitment Types\*



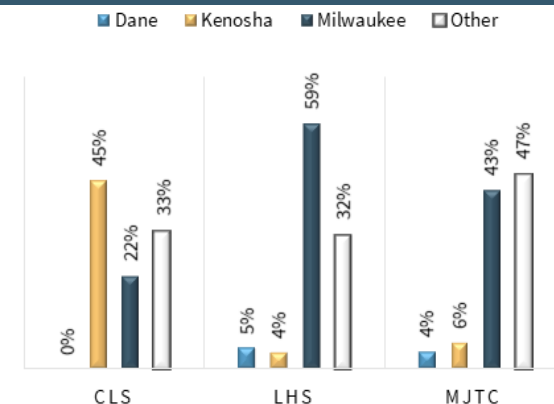
## Dual Commitments\*\*

Of 216 total youth under DJC's care, 44 have a dual commitment.

\*Youth can have multiple commitments at the same time. Commitment Type data represents all commitments held by youth under DJC's care.

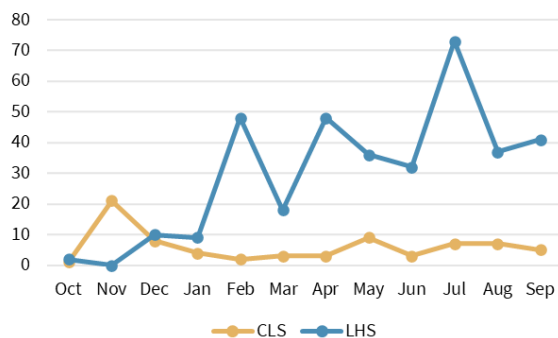
\*\*Dual Commitments are defined by youth with commitments by both the juvenile and adult court system. Adult commitments include prison and probation sentencing.

## Facility Commitments by County



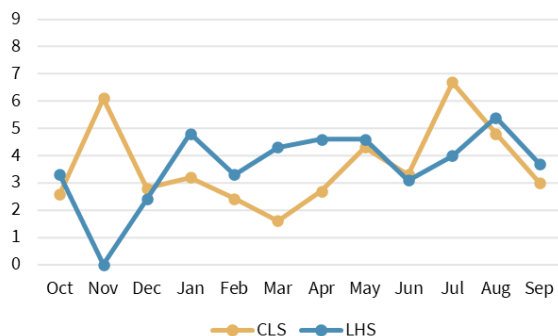
Other Counties: Bayfield, Brown, Chippewa, Clark, Dodge, Fond du Lac, La Crosse, Lincoln, Marathon, Oneida, Polk, Racine, Rock, Sawyer, Sheboygan, St. Croix, Walworth, Washington, Waukesha, Waupaca

## Administrative Confinement Placements

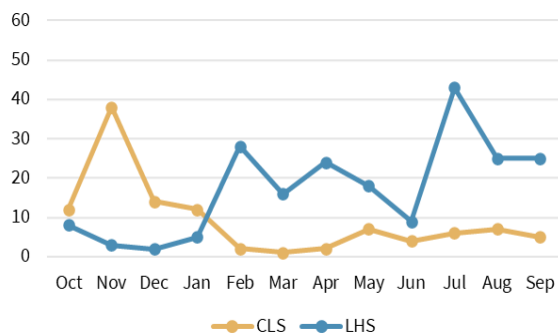


Youth pending transfer are not included in the average Administrative Confinement duration.

## Avg. Hours in Administrative Confinement



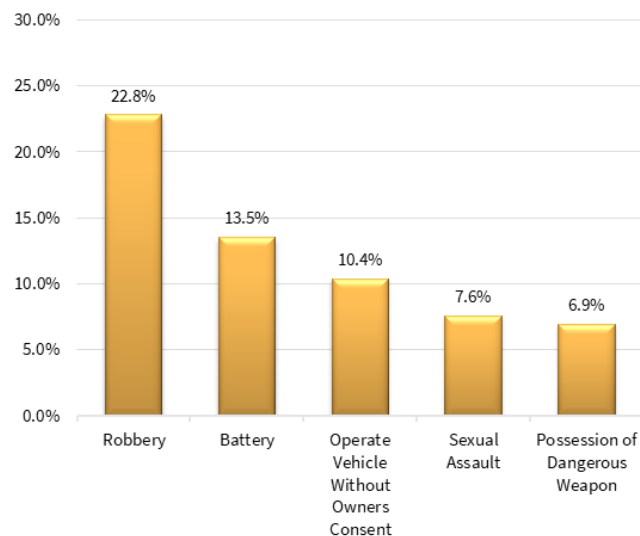
## Physical Interaction\*



Administrative Confinement and Physical Intervention statistics are from October 2024 - September 2025.

\*Physical Interaction is defined by the use of physical or mechanical restraints for youth and staff safety.

## Prominent Offenses for Youth at CLS/LHS



## Education at CLS/LHS

July 2024– June 2025

High School Achievements	LHS	CLS	Total
Credits Earned	281.25	62.75	344.00
Diplomas Awarded	1	1	2
Equivalency Diplomas Awarded	10	2	12



# Division of Juvenile Corrections

## Corrections at a Glance

September 2025

### For further information, contact:

Wisconsin Department of Corrections  
3099 East Washington Avenue  
Post Office Box 8930  
Madison, Wisconsin 53708-8930  
Phone: (608) 240-5900  
Fax: (608) 240-3371

Brochure available online at:  
[www.doc.wi.gov/Pages/DataResearch/DataAndReports](http://www.doc.wi.gov/Pages/DataResearch/DataAndReports)

### We Believe In YOU!

Youth  
Our organization  
Uniting families and communities

DJC: Building hope to develop healthy youth, caring professionals, strong families, and safe communities.