

End of Month Inmate Population

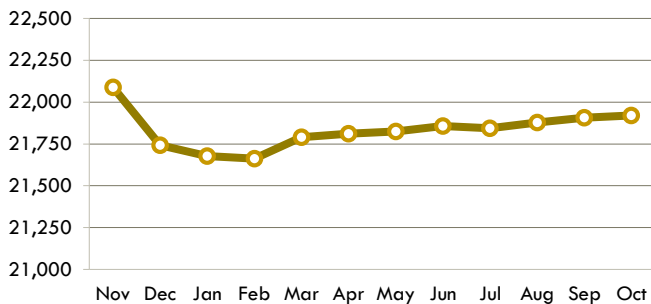
October 2014

Facility	Population
Maximum Security	
Columbia CI	828
Dodge CI*	1,626
Green Bay CI	1,091
Taycheedah CI	772
Waupun CI	1,240
Wisconsin Secure Program Facility	443
Medium Security	
Fox Lake CI	1,329
Jackson CI	966
Kettle Moraine CI	1,178
Milwaukee Secure Detention Facility	377
New Lisbon CI	1,003
Oshkosh CI	2,035
Prairie Du Chien CI	514
Racine CI	1,565
Racine Youthful Offender	449
Redgranite CI	1,027
Stanley CI	1,488
Wisconsin Resource Center	363
Minimum Security	
Chippewa Valley CTF	475
Oakhill CI	665
Strutevant Transitional Facility	146
Correctional Centers male (14)	1,832
Correctional Centers female (3)	478
Contract Beds	
Total Males	20,627
Total Females	1,292
Grand Total	21,919

*includes 1 female inmates in DCI infirmary

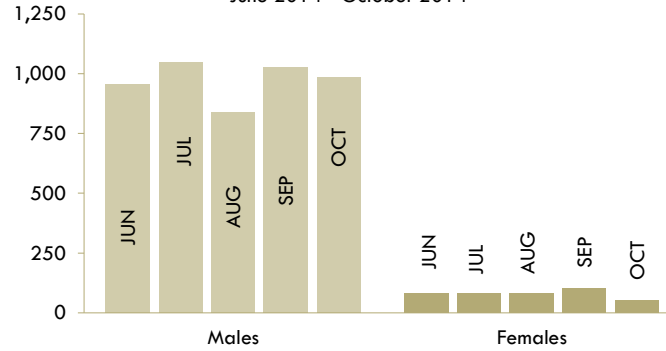
Monthly Inmate Population Trend

November 2013 - October 2014



Admissions to Prison

June 2014 - October 2014



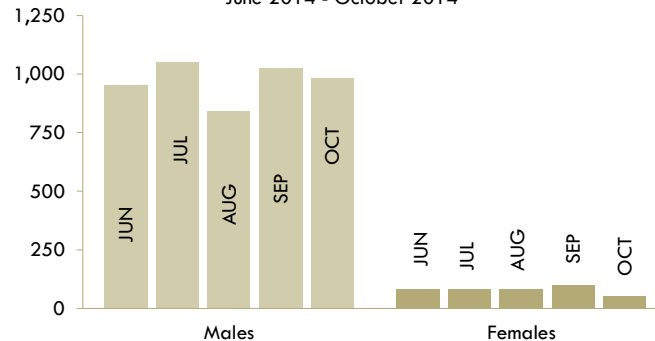
Admissions by Type

October 2014

DCC Hold	37%
Revocation, No New Sentence	10%
New Sentence, No Revocation	22%
Revocation, New Sentence	29%
Alternative to Revocation	1%
Other	0%

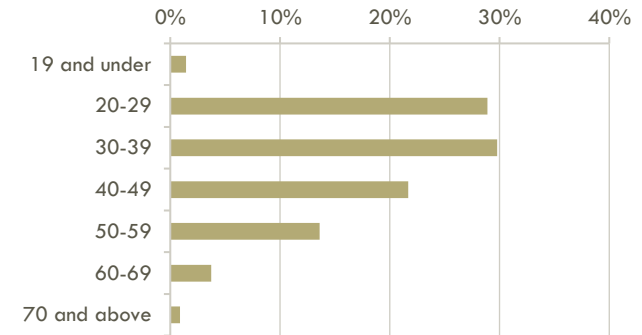
Releases from Prison

June 2014 - October 2014



Age

	Males	Females
Oldest Inmate	97	78
Youngest Inmate	15	17
Average Age	37.66	36.94



Race and Ethnicity

	Males	Females
White	54%	69%
Black	42%	24%
American Indian/Alaskan Native	3%	6%
Asian or Pacific Islander	1%	1%
Ethnicity		
Hispanic or Latino	9%	3%

Mental Health

33% of Male inmates have a mental health condition. Of these 8% have a serious condition*

76% of Female inmates have a mental health condition. Of these 28% have a serious condition*

*e.g. bipolar disorder, schizophrenia, personality disorder, severe depression

Inmate Programs and Activities

Anger Management	Pre-Release
AODA	Recreation
Cognitive Intervention	Religious Programs
Community Service	Reentry Initiatives
Domestic Violence	Sex Offender Treatment
Parenting	Work Programs

70% of inmates have alcohol or drug abuse (AODA) treatment needs

Education Programs

HSED/GED	English as a Second Language
Career & Technical Education	Special Education
Correspondence Courses	Title 1

Education Enrollment

	Current Enrollment
Academic	1,827
Career and Technical Education	561
Total	2,388

Cost per Inmate

July 1, 2013- June 30, 2014

	Daily	One Year
Males	\$88.29	\$32,313.08
Females	\$115.18	\$42,040.74
	Daily	One Year
Maximum	\$107.06	\$39,075.41
Medium	\$81.93	\$29,903.81
Minimum/Centers	\$90.79	\$33,138.97

Division of Adult Institutions



Corrections at a Glance

October 2014

For further information, contact:

Wisconsin Department of Corrections
3099 East Washington Avenue
Post Office Box 7925
Madison, Wisconsin 53707-7925

Phone: (608) 240-5104
Fax: (608) 240-3310
<http://www.wi-doc.com>

The Division of Adult Institutions protects the public through secure and humane treatment of inmates committed to its custody and affords inmates the opportunity to gain skills and insight into their criminal behavior that are needed to support a crime-free life upon release to the community