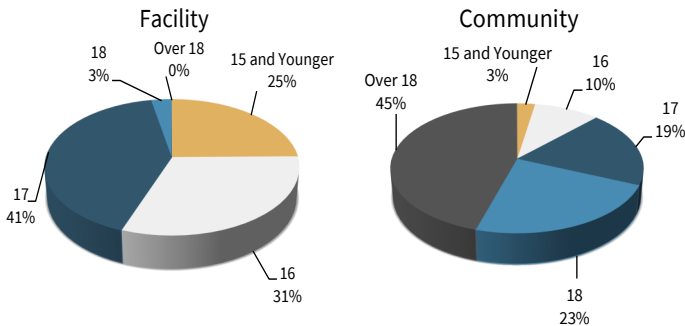


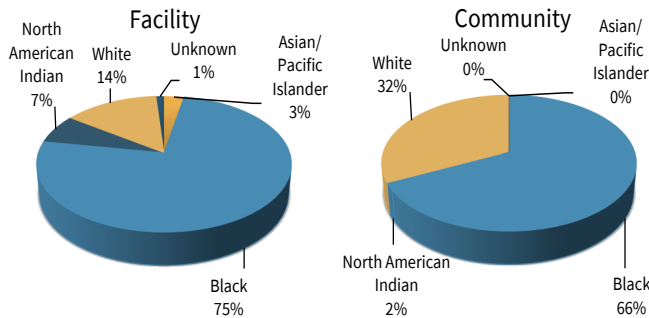
## End of the Month Population

	Male	Female
Copper Lake School	0	7
Grow Academy	6	0
Lincoln Hills School	50	0
Mendota Juvenile Treatment Center	22	0
<b>Facility Total</b>	<b>78</b>	<b>7</b>
NWRO (NW Regional Offices) WI Youth	31	3
NWRO Interstate Compact Juveniles	12	1
SERO (SE Regional Office) WI Youth	59	0
SERO Interstate Compact Juveniles	6	3
<b>Community Total</b>	<b>108</b>	<b>7</b>

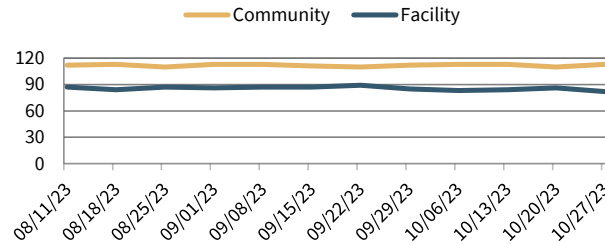
## Age



## Race



## Population Trends



Community numbers represent youth supervised by a DJC State Agent who are not residing in a state juvenile facility. Facility numbers include both long term (commitments) and short term placements at CLS, Grow, LHS, and MJTC.

## Facility Admissions

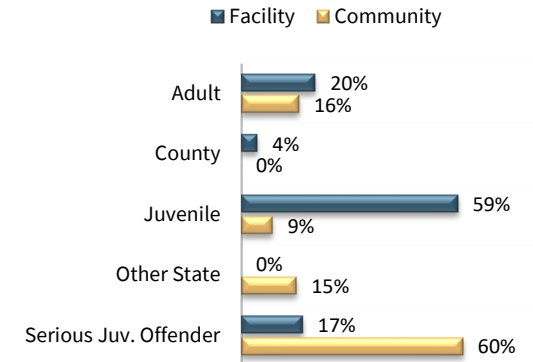
	Male	Female	Total
Change of Placement	1	0	1
Youth returning to a facility from County Supervision under a previous order			
DJC Commitment*	7	0	7
Youth admitted to a facility under a court ordered state juvenile commitment			
Transfer from DAJ	1	1	2
<b>Total</b>	<b>9</b>	<b>1</b>	<b>10</b>

\*Commitments in October were from the following counties: Dane, Kenosha, Milwaukee, Sawyer

## Facility Releases

	Male	Female	Total
Expiration of Commitment	4	1	5
Transfer to Community Supervision	6	0	6
Release to County Supervision	2	0	2
Release per Court Order	1	0	1
<b>Total</b>	<b>13</b>	<b>1</b>	<b>14</b>

## Commitment Types\*



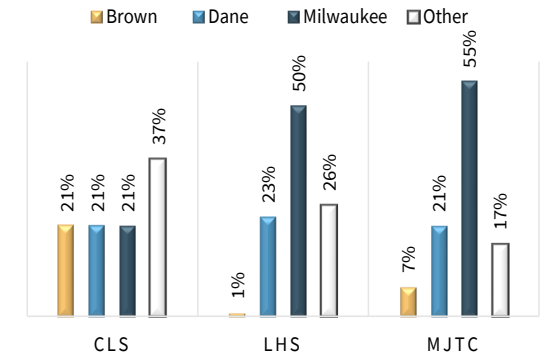
## Dual Commitments\*\*

Of 200 total youth under DJC's care, 38 have a dual commitment.

\*Youth can have multiple commitments at the same time. Commitment Type data represents all commitments held by youth under DJC's care.

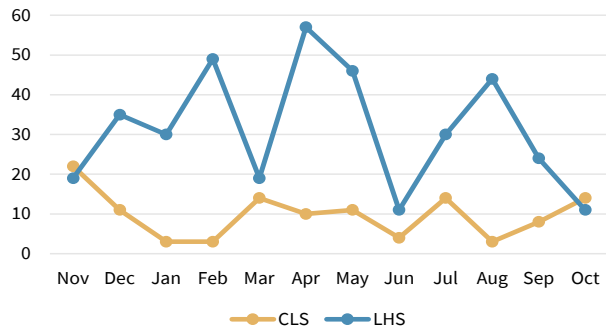
\*\*Dual Commitments are defined by youth with commitments by both the juvenile and adult court system. Adult commitments include prison and probation sentencing.

## Facility Commitments by County



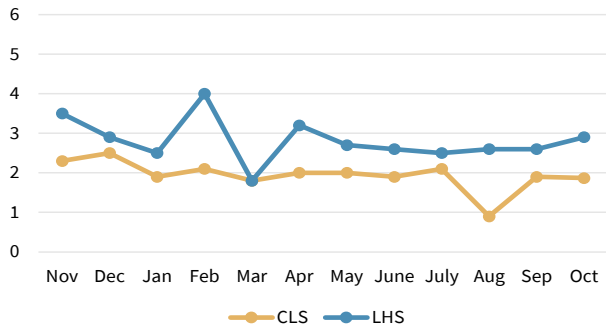
Other Counties: Bayfield, Brown, Clark, Fond du Lac, Kenosha, Lincoln, Racine, Sawyer, Sheboygan, St. Croix, Vilas, Waukesha, Winnebago, Wood

## Administrative Confinement Placements

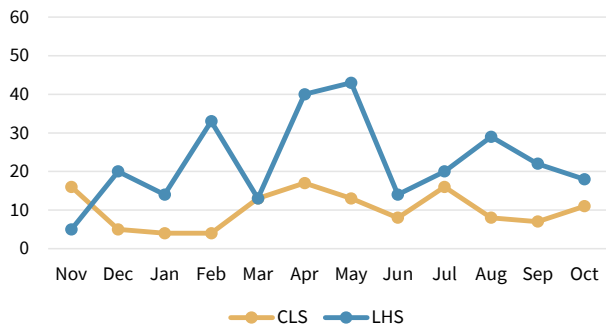


As of June 2023, youth pending transfer are not included in the average Administrative Confinement duration.

## Avg. Hours in Administrative Confinement



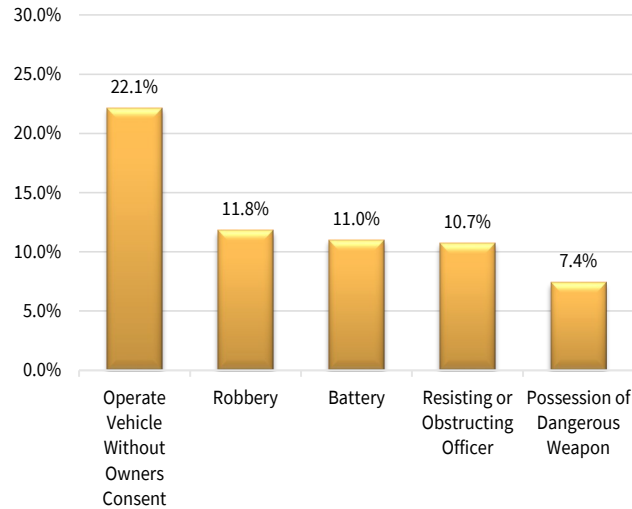
## Physical Intervention\*



Administrative Confinement and Physical Intervention statistics are from November 2022 - October 2023.

\*Physical Intervention is defined by the use of physical or mechanical restraints for youth and staff safety.

## Prominent Offenses for Youth at CLS/LHS



## Education at CLS/LHS

July 2022 - June 2023

High School Achievements	LHS	CLS	Total
Credits Earned	187.00	19.25	206.25
Diplomas Awarded	3	1	4
Equivalency Diplomas Awarded	9	0	9



# Division of Juvenile Corrections

Corrections at a Glance

October 2023

### For further information, contact:

Wisconsin Department of Corrections  
3099 East Washington Avenue  
Post Office Box 8930  
Madison, Wisconsin 53708-8930  
Phone: (608) 240-5900  
Fax: (608) 240-3371

Brochure available online at:  
[www.doc.wi.gov/Pages/DataResearch/DataAndReports](http://www.doc.wi.gov/Pages/DataResearch/DataAndReports)

### We Believe In YOU!

Youth  
Our organization  
Uniting families and communities

DJC: Building hope to develop healthy youth, caring professionals, strong families, and safe communities.