

END OF MONTH PRISON POPULATION*

OCTOBER 2024

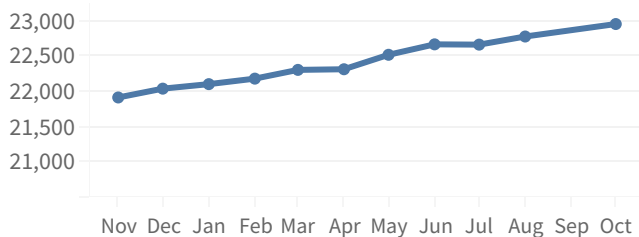
	Facility	Population	
Maximum	Columbia CI	685	
	Dodge CI	1,660	
	Green Bay CI	1,078	
	Taycheedah CI	937	
	Waupun CI	703	
	Wisconsin Secure Program Facility	464	
	Wisconsin Resource Center	394	
	Medium	Fox Lake CI	1,382
Jackson CI		1,000	
Kettle Moraine CI		1,147	
Milwaukee Secure Detention Facility		635	
New Lisbon CI		1,043	
Oshkosh CI		2,045	
Racine CI		1,788	
Racine Youthful Offender CF		474	
Redgranite CI		1,028	
Stanley CI		1,564	
Minimum		Chippewa Valley CTF	459
		Oakhill CI	836
		Prairie du Chien CI	510
		Sturtevant Transitional Facility	150
	Correctional Centers male (14)	2,128	
	Correctional Centers female (2)	596	
	Contract Bed	260	
	Grand Total	22,966	

Total Males 21,391
Total Females 1,575

*On 10/31/2024, there were 28 PIOC in out-of-state facilities. Data for these individuals is not included in the rest of this document.

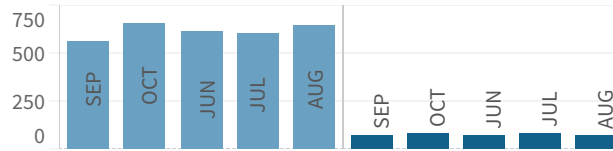
MONTHLY PRISON POPULATION TREND

December 2023 - October 2024



ADMISSIONS TO PRISON

June 2024 - October 2024



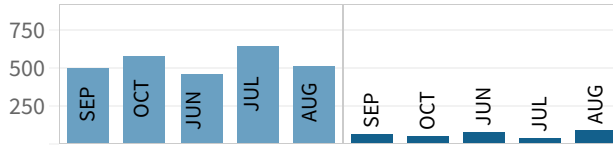
	MALE	FEMALE
JUN	615	69
JUL	603	82
AUG	641	70
SEP	558	76
OCT	654	79

TOTAL OCTOBER ADMISSIONS 733

New Sentence Only	263	35.9%
Revocation-New Sentence	109	14.9%
Revocation Only (with or w/o pending charges)	348	47.5%
ATR	13	1.8%

*Starting in March 2022, the DAI AAG will no longer include DCC holds in its DAI admissions and releases counts. For these numbers, please see the [Holds and Short-Term Sanctions Dashboards](#) (on the DOC public website under Data and Rep..)

RELEASES FROM PRISON



	MALE	FEMALE
JUN	464	73
JUL	651	39
AUG	507	87
SEP	494	70
OCT	585	56

TOTAL OCTOBER RELEASES 641

Extended Supervision	560	87.4%
Mandatory Release	37	5.8%
Paroled	9	1.4%
Discharge from Sentence	12	1.9%
Release from ATR	14	2.2%
Other	9	1.4%

AGE

	Males	Females
Oldest Person in our Care	93	81
Youngest Person in our Care	18	18
Average Age	40	39
	Males	Females
19 and younger	188	6
20-29	4,021	286
30-39	6,769	608
40-49	5,246	376
50-59	3,137	202
60-69	1,605	77
70 and Older	425	20

RACE AND ETHNICITY

	Males	Females
White	51%	69%
Black	42%	21%
American Indian/Alaskan Native	5%	10%
Asian or Pacific Islander	1%	1%
Ethnicity		
Hispanic or Latino	11%	8%

HIGHEST GRADE COMPLETED

	Males	Females
< 9th grade	3%	2%
9th through 12th grade- no HS..	23%	19%
HSED/GED	49%	44%
Some Grad or Voc	17%	25%
Associates, Bachelors, Masters,..	6%	10%
Unknown	1%	1%

MENTAL HEALTH

42% of Male Persons in our Care have a mental health condition.

Of these, 7% have a serious condition.*

90% of Female Persons in our Care have a mental health condition.

Of these, 23% have a serious condition.*

*e.g. bipolar disorder, schizophrenia, personality disorder, severe depression

EDUCATION

Award Type

GED/HSED	34
----------	----

PROGRAMS AND ACTIVITIES

Adult Basic Education	Pre-Release
Anger Management	Recreation
Career Technical Education	Reentry Initiatives
Cognitive Behavioral Programs	Religious Programs
Community Service	Sex Offender Treatment
Domestic Violence	Substance Use Disorder
Parenting	Work Programs

COST PER PERSON

July 1, 2022 - June 30, 2023

	Daily	One Year
Males	\$128	\$46,873
Females	\$124	\$45,276

Facilities by Security Level	Daily	One Year
Maximum	\$135	\$49,406
Medium	\$133	\$48,661
Minimum/Centers	\$88	\$32,164



DIVISION OF ADULT INSTITUTIONS

CORRECTIONS AT A GLANCE

OCTOBER 2024

For further information, contact:

Wisconsin Department of Corrections
3099 East Washington Avenue
Post Office Box 7925
Madison, Wisconsin 53707-7925

Phone: (608) 240-5104
Fax: (608) 240-3310
<https://doc.wi.gov>

The Division of Adult Institutions protects the public through secure and humane treatment of Persons in Our Cares committed to its custody and affords Persons in Our Cares the opportunity to gain skills and insight into their criminal behavior that are needed to support a crime-free life upon release to the community.