

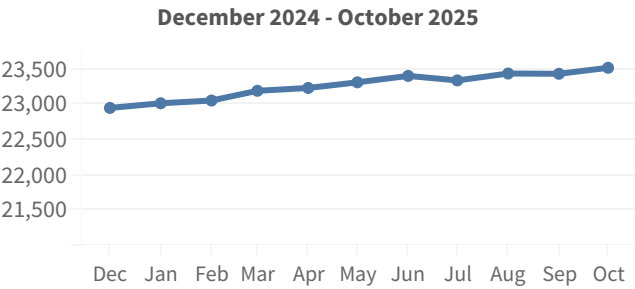
END OF MONTH PRISON POPULATION*

OCTOBER 2025

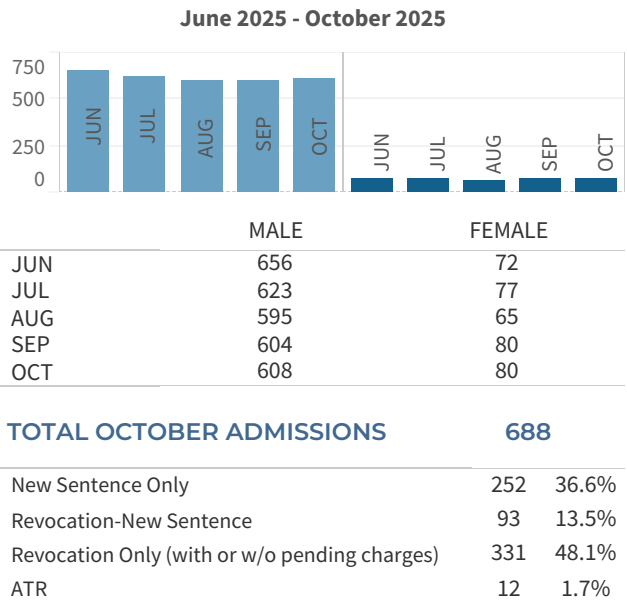
	Facility	Population	
Maximum	Columbia CI	675	
	Dodge CI	1,772	
	Green Bay CI	1,131	
	Taycheedah CI	995	
	Waupun CI	844	
	Wisconsin Secure Program Facility	510	
	Wisconsin Resource Center	409	
	Medium	Fox Lake CI	1,393
Jackson CI		1,007	
Kettle Moraine CI		1,140	
Milwaukee Secure Detention Facility		654	
New Lisbon CI		1,057	
Oshkosh CI		2,070	
Racine CI		1,767	
Racine Youthful Offender CF		474	
Redgranite CI		1,019	
Stanley CI		1,558	
Minimum		Chippewa Valley CTF	490
		Oakhill CI	824
	Prairie du Chien CI	537	
	Sturtevant Transitional Facility	151	
	Correctional Centers male (14)	2,137	
	Correctional Centers female (2)	593	
	Contract Bed	319	
	Grand Total	23,526	
Total Males		21,893	
Total Females		1,633	

*On 10/31/2025, there were 29 PIOC in out-of-state facilities. Data for these individuals is not included in the rest of this document.

MONTHLY PRISON POPULATION TREND

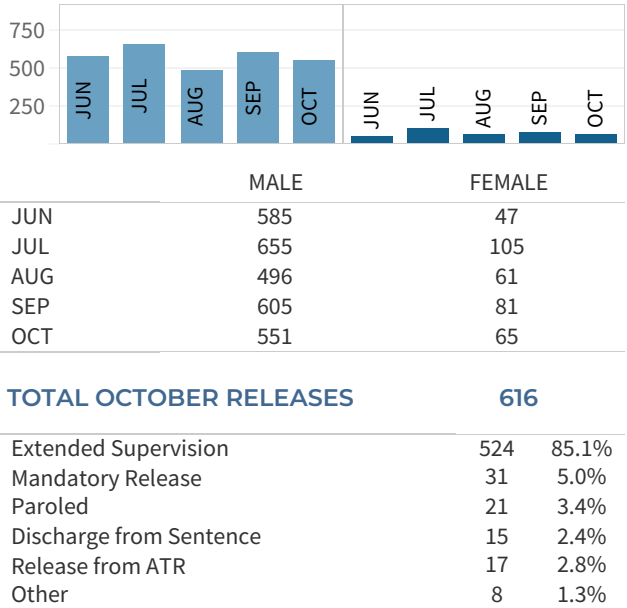


ADMISSIONS TO PRISON



*Starting in March 2022, the DAI AAG will no longer include DCC holds in its DAI admissions and releases counts. For these numbers, please see the [Holds and Short-Term Sanctions Dashboards](#) (on the DOC public website under Data and Reports).

RELEASES FROM PRISON



AGE

	Males	Females
Oldest Person in our Care	94	82
Youngest Person in our Care	18	18
Average Age	41	39
	Males	Females
19 and younger	207	8
20-29	3,983	296
30-39	6,755	603
40-49	5,543	438
50-59	3,185	196
60-69	1,716	74
70 and Older	504	18

RACE AND ETHNICITY

	Males	Females
White	50%	66%
Black	43%	23%
American Indian/Alaskan Native	5%	10%
Asian or Pacific Islander	1%	1%
Ethnicity		
Hispanic or Latino	12%	9%

HIGHEST GRADE COMPLETED

	Males	Females
< 9th grade	3%	2%
9th through 12th grade- no HS..	23%	18%
HSED/GED	49%	44%
Some Grad or Voc	17%	27%
Associates, Bachelors, Masters,..	6%	9%
Unknown	1%	0%

MENTAL HEALTH

43% of Male Persons in our Care have a mental health condition.

Of these, 7% have a serious condition.*

91% of Female Persons in our Care have a mental health condition.

Of these, 21% have a serious condition.*

*e.g. bipolar disorder, schizophrenia, personality disorder, severe depression

EDUCATION

Award Type

GED/HSED	57
----------	----

PROGRAMS AND ACTIVITIES

Adult Basic Education	Pre-Release
Anger Management	Recreation
Career Technical Education	Reentry Initiatives
Cognitive Behavioral Programs	Religious Programs
Community Service	Sex Offender Treatment
Domestic Violence	Substance Use Disorder
Parenting	Work Programs

COST PER PERSON

July 1, 2023 - June 30, 2024

	Daily	One Year
Males	\$142	\$51,801
Females	\$157	\$57,307

Facilities by Security Level	Daily	One Year
Maximum	\$190	\$69,599
Medium	\$136	\$49,807
Minimum/Centers	\$147	\$53,887



DIVISION OF ADULT INSTITUTIONS

CORRECTIONS AT A GLANCE

OCTOBER 2025

For further information, contact:

Wisconsin Department of Corrections
3099 East Washington Avenue
Post Office Box 7925
Madison, Wisconsin 53707-7925

Phone: (608) 240-5104
Fax: (608) 240-3310
<https://doc.wi.gov>

The Division of Adult Institutions protects the public through secure and humane treatment of Persons in Our Cares committed to its custody and affords Persons in Our Cares the opportunity to gain skills and insight into their criminal behavior that are needed to support a crime-free life upon release to the community.