

END OF MONTH PRISON POPULATION*

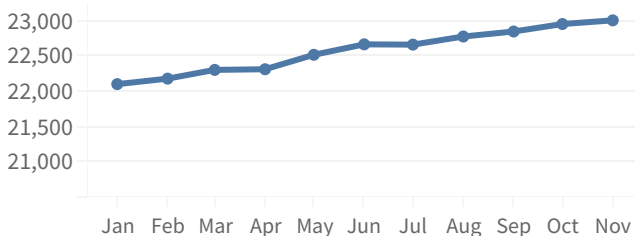
NOVEMBER 2024

	Facility	Population	
Maximum	Columbia CI	688	
	Dodge CI	1,653	
	Green Bay CI	1,078	
	Taycheedah CI	942	
	Waupun CI	710	
	Wisconsin Secure Program Facility	462	
	Wisconsin Resource Center	384	
	Medium	Fox Lake CI	1,393
Jackson CI		1,005	
Kettle Moraine CI		1,137	
Milwaukee Secure Detention Facility		657	
New Lisbon CI		1,045	
Oshkosh CI		2,073	
Racine CI		1,787	
Racine Youthful Offender CF		474	
Redgranite CI		1,028	
Stanley CI		1,557	
Minimum		Chippewa Valley CTF	466
		Oakhill CI	830
		Prairie du Chien CI	505
	Sturtevant Transitional Facility	151	
	Correctional Centers male (14)	2,131	
	Correctional Centers female (2)	592	
	Contract Bed	269	
Milwaukee County Jail / House of C..	1		
Grand Total		23,018	
Total Males		21,449	
Total Females		1,569	

*On 11/30/2024, there were 28 PIOC in out-of-state facilities. Data for these individuals is not included in the rest of this document.

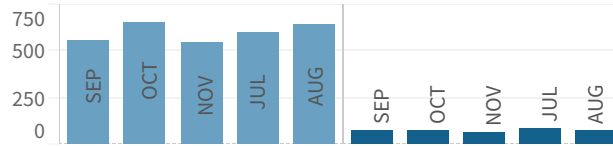
MONTHLY PRISON POPULATION TREND

January 2024 - November 2024



ADMISSIONS TO PRISON

July 2024 - November 2024



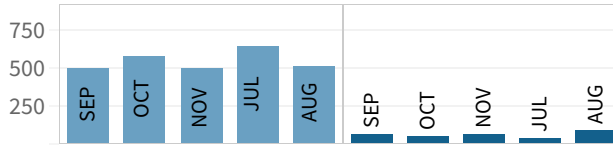
	MALE	FEMALE
JUL	603	82
AUG	641	70
SEP	558	76
OCT	656	77
NOV	546	67

TOTAL NOVEMBER ADMISSIONS 613

New Sentence Only	206	33.6%
Revocation-New Sentence	102	16.6%
Revocation Only (with or w/o pending charges)	294	48.0%
ATR	11	1.8%

*Starting in March 2022, the DAI AAG will no longer include DCC holds in its DAI admissions and releases counts. For these numbers, please see the [Holds and Short-Term Sanctions Dashboards](#) (on the DOC public website under Data and Reports).

RELEASES FROM PRISON



	MALE	FEMALE
JUL	651	39
AUG	507	87
SEP	494	70
OCT	585	56
NOV	495	68

TOTAL NOVEMBER RELEASES 563

Extended Supervision	480	85.3%
Mandatory Release	40	7.1%
Paroled	10	1.8%
Discharge from Sentence	14	2.5%
Release from ATR	10	1.8%
Other	9	1.6%

AGE

	Males	Females
Oldest Person in our Care	93	81
Youngest Person in our Care	18	18
Average Age	40	39
	Males	Females
19 and younger	191	6
20-29	4,019	279
30-39	6,787	611
40-49	5,274	376
50-59	3,132	200
60-69	1,617	77
70 and Older	429	20

RACE AND ETHNICITY

	Males	Females
White	51%	69%
Black	42%	20%
American Indian/Alaskan Native	5%	10%
Asian or Pacific Islander	1%	1%
Ethnicity		
Hispanic or Latino	11%	8%

HIGHEST GRADE COMPLETED

	Males	Females
< 9th grade	3%	2%
9th through 12th grade- no HS..	23%	19%
HSED/GED	49%	44%
Some Grad or Voc	17%	26%
Associates, Bachelors, Masters,..	6%	10%
Unknown	1%	1%

MENTAL HEALTH

43% of Male Persons in our Care have a mental health condition.

Of these, 7% have a serious condition.*

91% of Female Persons in our Care have a mental health condition.

Of these, 23% have a serious condition.*

*e.g. bipolar disorder, schizophrenia, personality disorder, severe depression

EDUCATION

Award Type

GED/HSED	42
----------	----

PROGRAMS AND ACTIVITIES

Adult Basic Education	Pre-Release
Anger Management	Recreation
Career Technical Education	Reentry Initiatives
Cognitive Behavioral Programs	Religious Programs
Community Service	Sex Offender Treatment
Domestic Violence	Substance Use Disorder
Parenting	Work Programs

COST PER PERSON

July 1, 2022 - June 30, 2023

	Daily	One Year
Males	\$128	\$46,873
Females	\$124	\$45,276

Facilities by Security Level	Daily	One Year
Maximum	\$135	\$49,406
Medium	\$133	\$48,661
Minimum/Centers	\$88	\$32,164



DIVISION OF ADULT INSTITUTIONS

CORRECTIONS AT A GLANCE

NOVEMBER 2024

For further information, contact:

Wisconsin Department of Corrections
3099 East Washington Avenue
Post Office Box 7925
Madison, Wisconsin 53707-7925

Phone: (608) 240-5104
Fax: (608) 240-3310
<https://doc.wi.gov>

The Division of Adult Institutions protects the public through secure and humane treatment of Persons in Our Cares committed to its custody and affords Persons in Our Cares the opportunity to gain skills and insight into their criminal behavior that are needed to support a crime-free life upon release to the community.