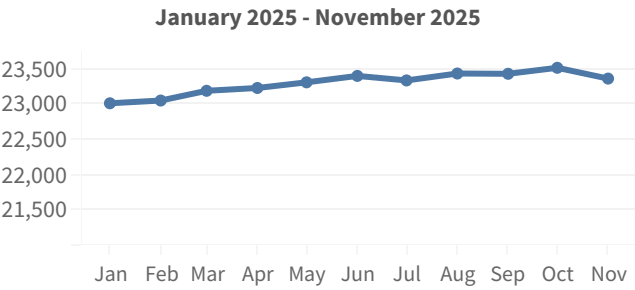


END OF MONTH PRISON POPULATION\*

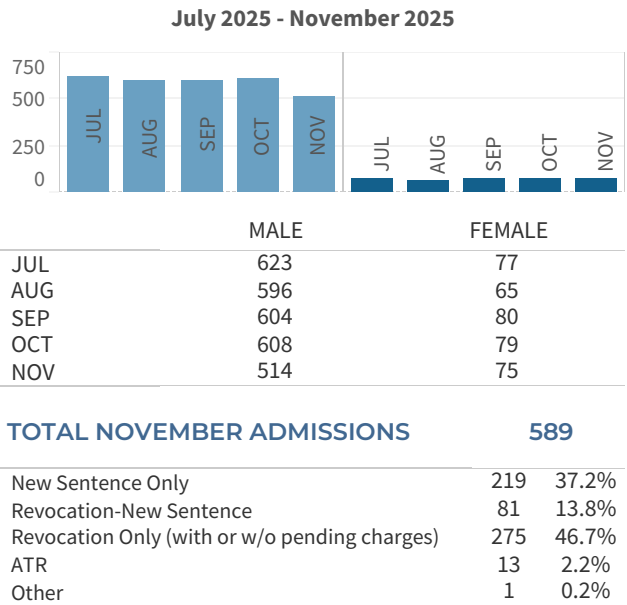
NOVEMBER 2025		
	Facility	Population
Maximum	Columbia CI	675
	Dodge CI	1,764
	Green Bay CI	1,129
	Taycheedah CI	1,005
	Waupun CI	845
	Wisconsin Secure Program Facility	501
	Wisconsin Resource Center	409
Medium	Fox Lake CI	1,388
	Jackson CI	1,003
	Kettle Moraine CI	1,134
	Milwaukee Secure Detention Facility	625
	New Lisbon CI	1,040
	Oshkosh CI	2,079
	Racine CI	1,771
	Racine Youthful Offender CF	473
	Redgranite CI	1,015
	Stanley CI	1,555
Minimum	Chippewa Valley CTF	472
	Oakhill CI	823
	Prairie du Chien CI	533
	Sturtevant Transitional Facility	150
	Correctional Centers male (14)	2,071
	Correctional Centers female (2)	585
	Contract Bed	328
Grand Total		23,373
Total Males		21,734
Total Females		1,639

\*On 11/30/2025, there were 29 PIOC in out-of-state facilities. Data for these individuals is not included in the rest of this document.

MONTHLY PRISON POPULATION TREND

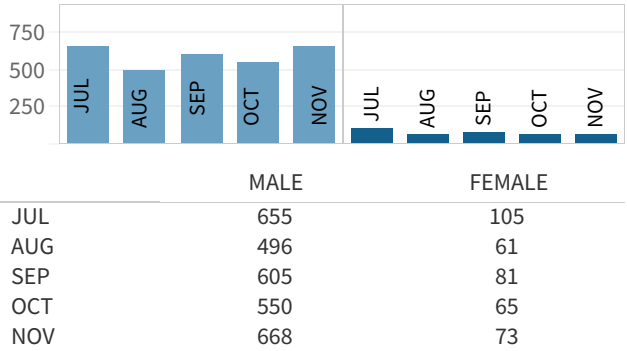


ADMISSIONS TO PRISON



\*Starting in March 2022, the DAI AAG will no longer include DCC holds in its DAI admissions and releases counts. For these numbers, please see the [Holds and Short-Term Sanctions Dashboards](#) (on the DOC public website under Data and Reports).

RELEASES FROM PRISON



TOTAL NOVEMBER RELEASES		741	
Extended Supervision	652	88.0%	
Mandatory Release	38	5.1%	
Paroled	16	2.2%	
Discharge from Sentence	17	2.3%	
Release from ATR	13	1.8%	
Other	5	0.7%	

AGE

	Males	Females
Oldest Person in our Care	94	82
Youngest Person in our Care	18	18
Average Age	41	39
	Males	Females
19 and younger	201	10
20-29	3,939	293
30-39	6,701	599
40-49	5,522	448
50-59	3,154	189
60-69	1,710	83
70 and Older	507	17

RACE AND ETHNICITY

	Males	Females
White	50%	66%
Black	43%	23%
American Indian/Alaskan Native	5%	10%
Asian or Pacific Islander	1%	1%
Ethnicity		
Hispanic or Latino	12%	10%

HIGHEST GRADE COMPLETED

	Males	Females
< 9th grade	3%	2%
9th through 12th grade- no HS..	23%	18%
HSED/GED	49%	44%
Some Grad or Voc	17%	26%
Associates, Bachelors, Masters,..	6%	9%
Unknown	1%	1%

## MENTAL HEALTH

44% of Male Persons in our Care have a mental health condition.

Of these, 7% have a serious condition.\*

91% of Female Persons in our Care have a mental health condition.

Of these, 21% have a serious condition.\*

\*e.g. bipolar disorder, schizophrenia, personality disorder, severe depression

## EDUCATION

### Award Type

GED/HSED	27
----------	----

## PROGRAMS AND ACTIVITIES

Adult Basic Education

Anger Management

Career Technical Education

Cognitive Behavioral Programs

Community Service

Domestic Violence

Parenting

Pre-Release

Recreation

Reentry Initiatives

Religious Programs

Sex Offender Treatment

Substance Use Disorder

Work Programs

## COST PER PERSON

July 1, 2024 - June 30, 2025

	Daily	One Year
Males	\$151	\$55,287
Females	\$160	\$58,565

Facilities by Security Level	Daily	One Year
Maximum	\$188	\$68,749
Medium	\$134	\$49,038
Minimum/Centers	\$124	\$45,328



## DIVISION OF ADULT INSTITUTIONS

## CORRECTIONS AT A GLANCE

NOVEMBER 2025

### For further information, contact:

Wisconsin Department of Corrections  
3099 East Washington Avenue  
Post Office Box 7925  
Madison, Wisconsin 53707-7925

Phone: (608) 240-5104  
Fax: (608) 240-3310  
<https://doc.wi.gov>

The Division of Adult Institutions protects the public through secure and humane treatment of Persons in Our Cares committed to its custody and affords Persons in Our Cares the opportunity to gain skills and insight into their criminal behavior that are needed to support a crime-free life upon release to the community.