

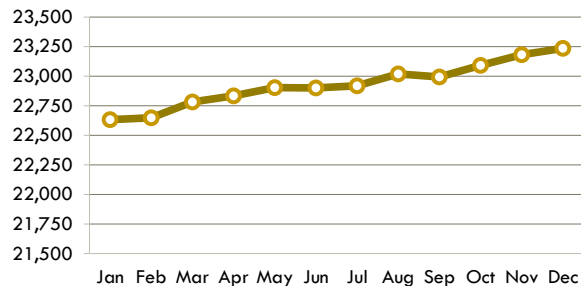
End of Month Inmate Population

December 2017

Facility	Population
Maximum Security	
Columbia CI	825
Dodge CI	1,674
Green Bay CI	1,099
Taycheedah CI	918
Waupun CI	1,270
Wisconsin Secure Program Facility	465
Medium Security	
Fox Lake CI	1,327
Jackson CI	995
Kettle Moraine CI	1,175
Milwaukee Secure Detention Facility	445
New Lisbon CI	1,047
Oshkosh CI	2,037
Prairie Du Chien CI	505
Racine CI	1,668
Racine Youthful Offender CF	450
Redgranite CI	1,027
Stanley CI	1,581
Wisconsin Resource Center	374
Minimum Security	
Chippewa Valley CTF	490
Oakhill CI	718
Strutvant Transitional Facility	147
Correctional Centers male (14)	1,950
Correctional Centers female (2)	597
Contract Beds	450
Total Males	21,674
Total Females	1,560
Grand Total	23,234

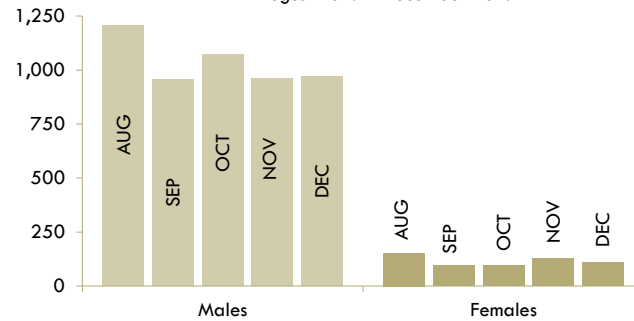
Monthly Inmate Population Trend

January 2016 - December 2017



Admissions to Prison

August 2017 - December 2017

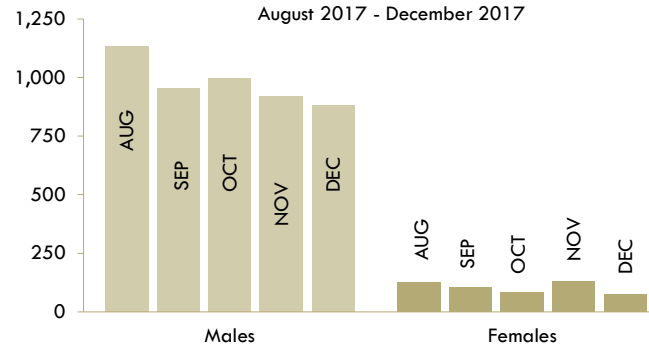


Releases by Type

Total Releases	957
Mandatory Release/Extended Supervision	61%
Released from DCC Hold	24%
Released from ATR	9%
Discharged from Sentence	0%
Paroled	3%
Other	<1%

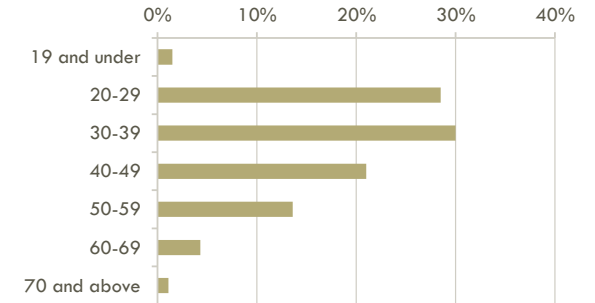
Releases from Prison

August 2017 - December 2017



Age

	Males	Females
Oldest Inmate	94	81
Youngest Inmate	15	17
Average Age	38.12	36.24



Race and Ethnicity

	Males	Females
White	52%	70%
Black	43%	21%
American Indian/Alaskan Native	4%	8%
Asian or Pacific Islander	1%	1%
Ethnicity		
Hispanic or Latino	9%	2%

Highest Grade Completed

	Males	Females
< 9th Grade	4%	3%
9th - 12th Grade no HSED	26%	22%
HSED/GED	47%	44%
Some Grad or Voc.	17%	24%
Associates, Bachelors, Masters, or PhD.	5%	6%
Unknown	2%	1%

Mental Health

37% of Male inmates have a mental health condition. Of these 8% have a serious condition*

82% of Female inmates have a mental health condition. Of these 27% have a serious condition*

*e.g. bipolar disorder, schizophrenia, personality disorder, severe depression

Education Enrollment

	Current Enrollment
Academic	2,228
Career and Technical Education	540
Total	2,768

Inmate Programs and Activities

Anger Management	Pre-Release
AODA	Recreation
Cognitive Intervention	Religious Programs
Community Service	Reentry Initiatives
Domestic Violence	Sex Offender Treatment
Parenting	Work Programs

70% of inmates have alcohol or drug abuse (AODA) treatment needs

Cost per Inmate

July 1, 2015- June 30, 2016

	Daily	One Year
Males	\$87.42	\$31,908.45
Females	\$105.87	\$38,642.59
Male Facilities	Daily	One Year
Maximum	\$93.21	\$34,021.29
Medium	\$81.92	\$29,899.67
Minimum/Centers	\$86.84	\$31,696.39

Division of Adult Institutions



Corrections at a Glance

December 2017

For further information, contact:

Wisconsin Department of Corrections
3099 East Washington Avenue
Post Office Box 7925
Madison, Wisconsin 53707-7925

Phone: (608) 240-5104
Fax: (608) 240-3310
<https://doc.wi.gov>

The Division of Adult Institutions protects the public through secure and humane treatment of inmates committed to its custody and affords inmates the opportunity to gain skills and insight into their criminal behavior that are needed to support a crime-free life upon release to the community