

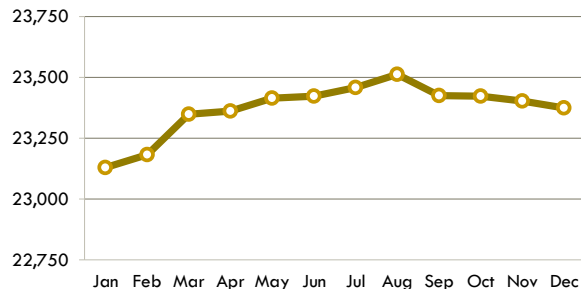
End of Month Inmate Population*

December 2018

Facility	Population
Maximum Security	
Columbia CI	791
Dodge CI	1,587
Green Bay CI	1,094
Taycheedah CI	930
Waupun CI	1,262
Wisconsin Secure Program Facility	479
Wisconsin Resource Center	414
Medium Security	
Fox Lake CI	1,360
Jackson CI	995
Kettle Moraine CI	1,185
Milwaukee Secure Detention Facility	498
New Lisbon CI	1,049
Oshkosh CI	2,038
Prairie Du Chien CI	513
Racine CI	1,674
Racine Youthful Offender CF	460
Redgranite CI	1,025
Stanley CI	1,582
Minimum Security	
Chippewa Valley CTF	479
Oakhill CI	746
Strutevant Transitional Facility	145
Correctional Centers male (14)	1,983
Correctional Centers female (2)	554
Contract Beds	
Total Males	21,848
Total Females	1,526
Grand Total	23,374

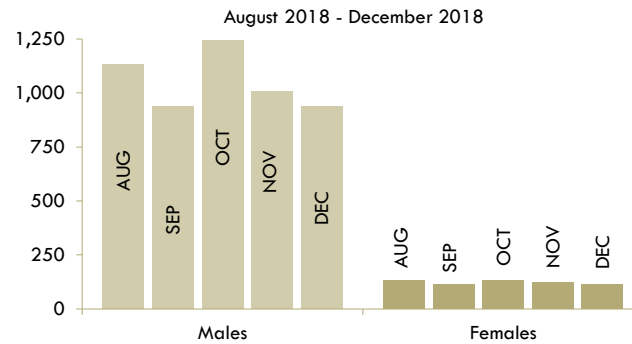
Monthly Inmate Population Trend

January 2018 - December 2018



*As of the last Friday of each month

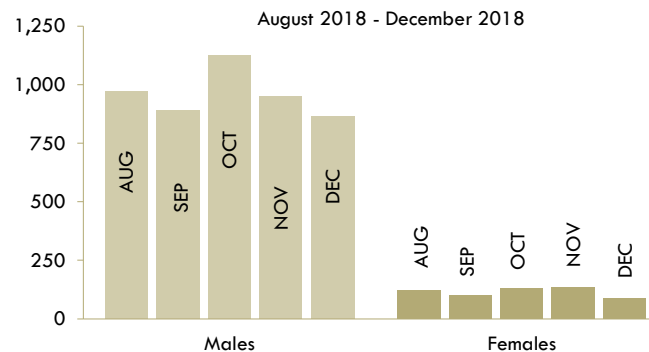
Admissions to Prison



Releases by Type

Total Releases	950
Mandatory Release/Extended Supervision	65%
Released from DCC Hold	24%
Released from ATR	5%
Discharged from Sentence	4%
Paroled	2%

Releases from Prison



Age

	Males	Females
Oldest Inmate	95	79
Youngest Inmate	16	17
Average Age	38.45	36.95

Category

Category	Males	Females
19 and under	335	17
20-29	5,768	417
30-39	6,902	567
40-49	4,512	305
50-59	2,962	173
60-69	1,134	42
70 and above	294	10

Race and Ethnicity

	Males	Females
White	51%	68%
Black	43%	23%
American Indian/Alaskan Native	4%	8%
Asian or Pacific Islander	1%	1%

Ethnicity

Hispanic or Latino	8%	3%
--------------------	----	----

Highest Grade Completed

	Males	Females
< 9th Grade	4%	3%
9th - 12th Grade no HSED	26%	22%
HSED/GED	46%	44%
Some Grad or Voc.	17%	23%
Associates, Bachelors, Masters, or PhD.	5%	7%
Unknown	2%	1%

Mental Health

38% of Male inmates have a mental health condition. Of these 8% have a serious condition*

85% of Female inmates have a mental health condition. Of these 29% have a serious condition*

*e.g. bipolar disorder, schizophrenia, personality disorder, severe depression

Education

	Awards This Month
HSED	14
GED	14
Total	28

Inmate Programs and Activities

Adult Basic Education	Pre-Release
Anger Management	Recreation
Career Technical Education	Reentry Initiatives
Cognitive Behavioral Programs	Religious Programs
Community Service	Sex Offender Treatment
Domestic Violence	Substance Use Disorder
Parenting	Work Programs

Cost per Inmate

July 1, 2017 - June 30, 2018

	Daily	One Year
Males	\$89	\$32,450
Females	\$100	\$36,570
Facilities by Security Level	Daily	One Year
Maximum	\$108	\$39,518
Medium	\$89	\$32,460
Minimum/Centers	\$88	\$32,254

Division of Adult Institutions



Corrections at a Glance

December 2018

For further information, contact:

Wisconsin Department of Corrections
3099 East Washington Avenue
Post Office Box 7925
Madison, Wisconsin 53707-7925

Phone: (608) 240-5104
Fax: (608) 240-3310
<https://doc.wi.gov>

The Division of Adult Institutions protects the public through secure and humane treatment of inmates committed to its custody and affords inmates the opportunity to gain skills and insight into their criminal behavior that are needed to support a crime-free life upon release to the community