

END OF MONTH PRISON POPULATION*

DECEMBER 2024

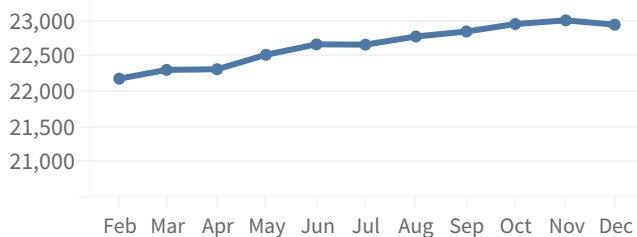
	Facility	Population	
Maximum	Columbia CI	675	
	Dodge CI	1,671	
	Green Bay CI	1,073	
	Taycheedah CI	949	
	Waupun CI	716	
	Wisconsin Secure Program Facility	474	
	Wisconsin Resource Center	379	
	Medium	Fox Lake CI	1,387
		Jackson CI	1,002
Kettle Moraine CI		1,126	
Milwaukee Secure Detention Facility		651	
New Lisbon CI		1,038	
Oshkosh CI		2,067	
Racine CI		1,787	
Racine Youthful Offender CF		472	
Redgranite CI		1,024	
Stanley CI		1,551	
Minimum	Chippewa Valley CTF	462	
	Oakhill CI	828	
	Prairie du Chien CI	515	
	Sturtevant Transitional Facility	149	
	Correctional Centers male (14)	2,110	
	Correctional Centers female (2)	573	
	Contract Bed	270	
	Lincoln County Jail Contract	7	
	Milwaukee County Jail / House of C..	1	
	Grand Total	22,957	

Total Males 21,395
Total Females 1,562

*On 12/31/2024, there were 28 PIOC in out-of-state facilities. Data for these individuals is not included in the rest of this document.

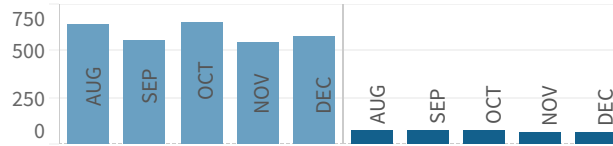
MONTHLY PRISON POPULATION TREND

February 2024 - December 2024



ADMISSIONS TO PRISON

August 2024 - December 2024



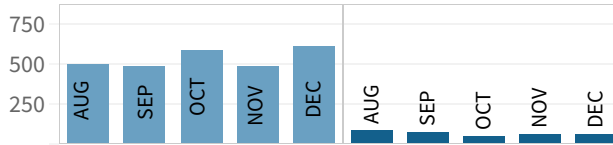
	MALE	FEMALE
AUG	641	70
SEP	558	76
OCT	656	77
NOV	547	67
DEC	575	59

TOTAL DECEMBER ADMISSIONS 634

New Sentence Only	242	38.2%
Revocation-New Sentence	111	17.5%
Revocation Only (with or w/o pending charges)	268	42.3%
ATR	11	1.7%
Other	2	0.3%

*Starting in March 2022, the DAI AAG will no longer include DCC holds in its DAI admissions and releases counts. For these numbers, please see the [Holds and Short-Term Sanctions Dashboards](#) (on the DOC public website under Data and Reports).

RELEASES FROM PRISON



	MALE	FEMALE
AUG	507	87
SEP	494	70
OCT	585	56
NOV	495	68
DEC	622	68

TOTAL DECEMBER RELEASES 690

Extended Supervision	594	86.1%
Mandatory Release	44	6.4%
Paroled	11	1.6%
Discharge from Sentence	17	2.5%
Release from ATR	15	2.2%
Other	9	1.3%

AGE

	Males	Females
Oldest Person in our Care	94	81
Youngest Person in our Care	18	18
Average Age	40	39
	Males	Females
19 and younger	188	7
20-29	3,980	279
30-39	6,743	611
40-49	5,283	371
50-59	3,133	197
60-69	1,630	77
70 and Older	438	20

RACE AND ETHNICITY

	Males	Females
White	51%	68%
Black	42%	21%
American Indian/Alaskan Native	5%	10%
Asian or Pacific Islander	1%	1%
Ethnicity		
Hispanic or Latino	11%	8%

HIGHEST GRADE COMPLETED

	Males	Females
< 9th grade	3%	2%
9th through 12th grade- no HS..	23%	18%
HSED/GED	49%	44%
Some Grad or Voc	17%	25%
Associates, Bachelors, Masters,..	6%	10%
Unknown	1%	1%

MENTAL HEALTH

43% of Male Persons in our Care have a mental health condition.

Of these, 7% have a serious condition.*

91% of Female Persons in our Care have a mental health condition.

Of these, 23% have a serious condition.*

*e.g. bipolar disorder, schizophrenia, personality disorder, severe depression

EDUCATION

Award Type

GED/HSED	42
----------	----

PROGRAMS AND ACTIVITIES

Adult Basic Education	Pre-Release
Anger Management	Recreation
Career Technical Education	Reentry Initiatives
Cognitive Behavioral Programs	Religious Programs
Community Service	Sex Offender Treatment
Domestic Violence	Substance Use Disorder
Parenting	Work Programs

COST PER PERSON

July 1, 2022 - June 30, 2023

	Daily	One Year
Males	\$128	\$46,873
Females	\$124	\$45,276

Facilities by Security Level	Daily	One Year
Maximum	\$135	\$49,406
Medium	\$133	\$48,661
Minimum/Centers	\$88	\$32,164



DIVISION OF ADULT INSTITUTIONS

CORRECTIONS AT A GLANCE

DECEMBER 2024

For further information, contact:

Wisconsin Department of Corrections
3099 East Washington Avenue
Post Office Box 7925
Madison, Wisconsin 53707-7925

Phone: (608) 240-5104
Fax: (608) 240-3310
<https://doc.wi.gov>

The Division of Adult Institutions protects the public through secure and humane treatment of Persons in Our Cares committed to its custody and affords Persons in Our Cares the opportunity to gain skills and insight into their criminal behavior that are needed to support a crime-free life upon release to the community.