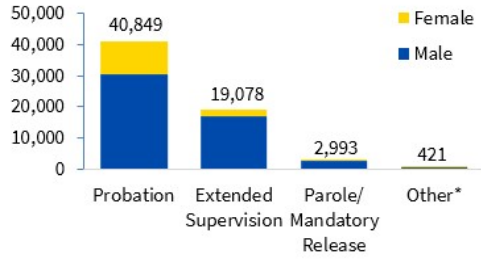


COMMUNITY CORRECTIONS POPULATION

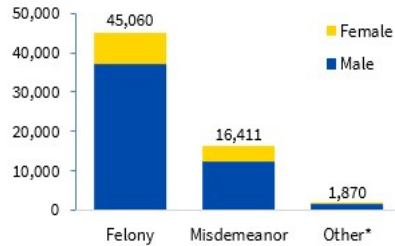
The total overall population as of June 30, 2023, was 63,341.

Supervision Type



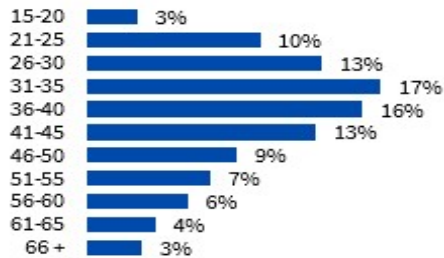
*Other: Includes supervised or conditional release type clients.

Offense Severity



*Other: Includes incoming interstate compact, probation deferred, and supervised or conditional release type clients.

Age



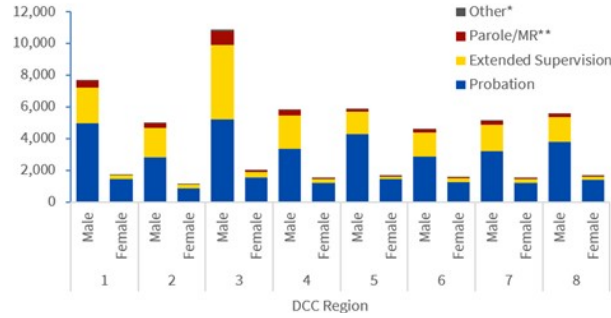
Percentages may not total to 100 due to rounding.

Race & Ethnicity

Category	Male	Female
Race		
White	64.8%	71.9%
Black	29.1%	19.2%
American Indian/Alaskan Native	4.1%	7.7%
Asian or Pacific Islander	1.5%	0.7%
No Data/Unknown	0.4%	0.5%
Ethnicity		
Hispanic or Latino*	10.0%	5.8%

*Clients in all race categories can identify themselves as Hispanic or Latino.

DCC POPULATION BY REGION



*Other: Includes supervised or conditional release type clients.
**MR: Mandatory Release

SPECIAL POPULATIONS

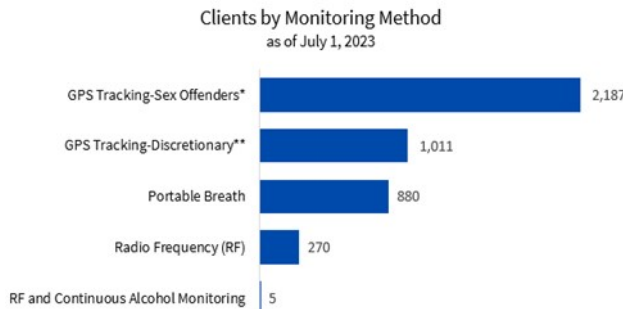
Sex Offender Registry Program

The Sex Offender Registry Program (SORP) is responsible for monitoring and tracking individuals convicted of certain sex crimes. In addition, SORP provides information to promote community awareness and increase public safety.

Description	# of Registrants as of June 30, 2023
Type of Conviction	
Adult Conviction	26,002
Juvenile Adjudication or Minor	514
Total	26,516
Supervision Status	
Incarcerated	5,849
Not Incarcerated (Total)	20,667
Active Community Supervision	6,222
Terminated from Community Supervision	14,445
Total	26,516

Client Monitoring Population

The DOC Electronic Monitoring Center provides centralized electronic monitoring services for clients as an alternative to incarceration.

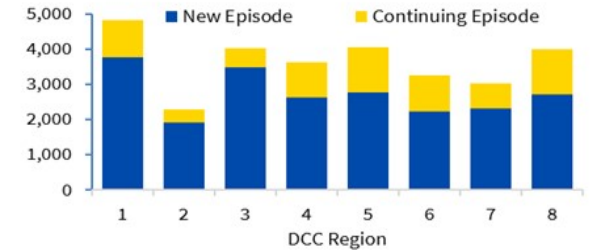


* Includes youth

** Includes sex offenders and non-sex offenders

NEW PROBATION CASE COUNT BY CLIENT

The total count of clients with probation cases that were ordered in fiscal year 2023 was 21,394 with 29,790 probation cases. Of these, 17,048 clients started new episodes of supervision with DCC. And of these, 8,874 clients were new intakes (first time) with DOC.



RISK LEVEL AND CRIMINOGENIC NEEDS

Client Risk Level

The client risk level represents a calculated likelihood of the risk to re-offend and is used, in part, to determine how closely clients are supervised.



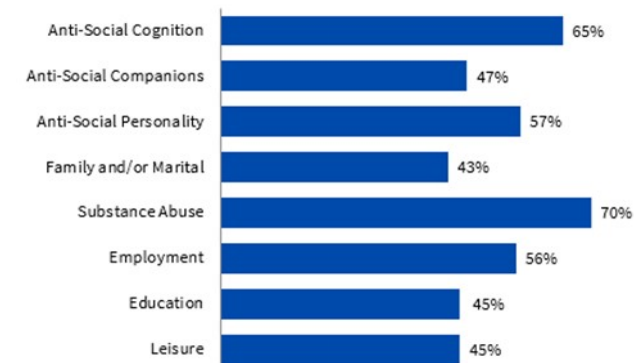
The total percentage is less than 100%, because some clients were in intake status at the time of report (approximately 6% of total population).

Criminogenic Needs

Criminogenic needs are attributes of clients that are directly linked to criminal behavior. Effective correctional treatment targets these dynamic criminogenic needs through interventions and case plans.

The DOC uses the COMPAS assessment, a research-based assessment tool to identify client risk level and criminogenic needs.

Percentage of Total DCC Population with Each Criminogenic Need



Each percentage reflects the proportion of the assessed DCC population that has that criminogenic need.

PROGRAMS AND SERVICES

Also known as Purchase of Goods and Services, these funds are used for the benefit of clients.

Description	Amount	%
Residential Services Programs	\$16,502,284	48.20%
Transitional Housing Services	\$4,894,984	14.30%
Substance Use Disorder Services	\$2,639,640	7.71%
Sex Offender Treatment Services	\$1,955,582	5.71%
Supportive Housing Services	\$1,423,943	4.16%
Shorter Term Housing	\$1,308,606	3.82%
Community Transition Services Centers	\$1,413,893	4.13%
Domestic Violence Services	\$630,057	1.84%
Cognitive Behavioral Programs	\$628,685	1.84%
Employment, Community Service & Vocational	\$506,382	1.48%
OVI Services	\$465,122	1.36%
Drug Treatment Courts	\$416,098	1.22%
Miscellaneous Goods and Services	\$335,552	0.98%
Medication Assisted Treatment	\$310,146	0.91%
Community Reintegration Services	\$291,276	0.85%
Substance Use Screening	\$288,577	0.84%
Anger Management Services	\$127,378	0.37%
Sex Offender Treatment Alternative to Revocation Programs	\$91,600	0.27%
Wisconsin Tribal Community Reintegration Programs	\$6,509	<0.01%
Psychiatry Services	\$3,289	<0.01%
Total*	\$34,239,603	100.0%

*Individuals amounts may not total to 100 due to rounding.

BUDGET

General Purpose Revenue (e.g., tax dollars) is allocated to the Division as well as revenue earned (e.g., client's supervision fees collected) to support operations.

Description	General Purpose Revenue*	Program Revenue*	Total
Total Budget	\$222.4 M	\$13.2 M	\$235.6 M
Client Daily Cost	\$9.75	\$0.32	\$10.07
Full Time Equivalency (Positions)	1,956.38	11.70	1,966.08

* Individual amounts may not add up to totals due to rounding.

PAYMENTS COLLECTED FROM CLIENTS

Court Obligations

Any payment ordered by a court in connection with a criminal case is collected by either the court itself or by the Department and reissued as statutorily required. Some payments are held until a payee can be identified. Other payments are used to cover administrative costs.

Type of Court Obligation	Amount Collected
Restitution	\$4,663,941
Court, Costs, Attorney Fees, Fines, & Other Court Costs	\$2,539,075
Victim/Witness/DNA	\$1,765,370
Surcharge & General Funds	\$110,560
Total	\$9,078,946

Supervision Fee Payments

Clients are required to make monthly payments while under supervision. These funds are used (in lieu of tax dollars) to fund the Division of Community Corrections.

Type of Payment	Amount Collected
Regular Monthly Payment	\$5,344,762
Tax Refund Intercept*	\$693,265
Total	\$6,038,027

* Refers to Wisconsin tax refund and state lottery winnings intercepted from clients who did not make their regular payment.



DIVISION OF COMMUNITY CORRECTIONS

CORRECTIONS AT A GLANCE

FISCAL YEAR 2023

For further information, contact:

Wisconsin Department of Corrections
3099 East Washington Avenue
Post Office Box 7925
Madison, Wisconsin 53707-7925

Phone: (608) 240-5300
DOCGeneral@wisconsin.gov
<https://doc.wi.gov>

The Division of Community Corrections (DCC) enhances public safety through the management and reduction of client risk. DCC provides supervision and collaboration with community partners to assist clients to change their behavior and repair the harm they have done.

Published Nov 2023