

END OF MONTH PRISON POPULATION*

APRIL 2026

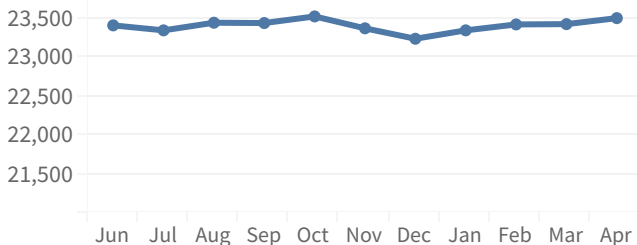
	Facility	Population	
Maximum	Columbia CI	674	
	Dodge CI	1,764	
	Green Bay CI	1,114	
	Taycheedah CI	1,038	
	Waupun CI	963	
	Wisconsin Resource Center	411	
	Wisconsin Secure Program Facility	503	
	Medium	Fox Lake CI	1,376
Jackson CI		960	
Kettle Moraine CI		1,127	
Milwaukee Secure Detention Facility		554	
New Lisbon CI		1,041	
Oshkosh CI		2,053	
Racine CI		1,781	
Racine Youthful Offender CF		474	
Redgranite CI		1,017	
Stanley CI		1,540	
Minimum		Chippewa Valley CTF	484
		Oakhill CI	835
	Prairie du Chien CI	530	
	Sturtevant Transitional Facility	151	
	Correctional Centers male (14)	2,065	
	Correctional Centers female (2)	596	
Other	Contract Bed	453	
Grand Total		23,504	

Total Males 21,821
Total Females 1,683

*On 4/30/2026, there were 29 PIOC in out-of-state facilities. Data for these individuals is not included in the rest of this document.

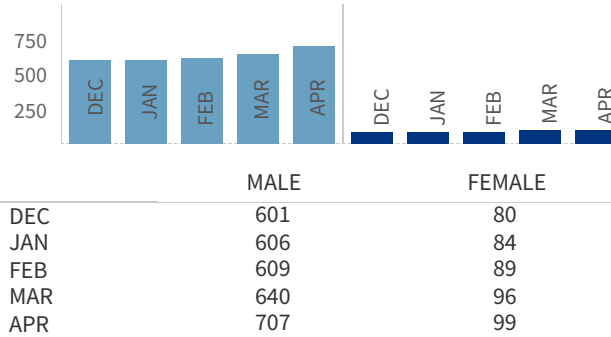
MONTHLY PRISON POPULATION TREND

June 2025 - April 2026



ADMISSIONS TO PRISON

December 2025 - April 2026



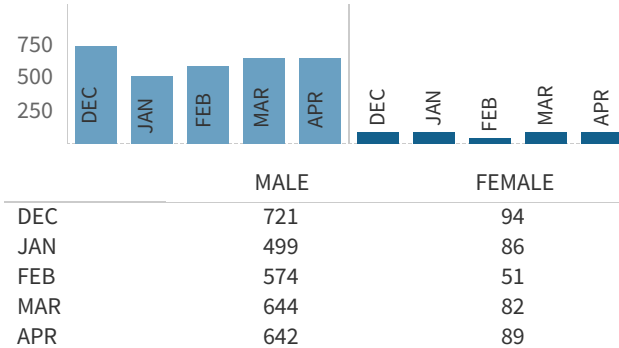
TOTAL APRIL ADMISSIONS

806

New Sentence Only	316	39.2%
Revocation-New Sentence	114	14.1%
Revocation-No New Sentence	362	44.9%
ATR	13	1.6%
Other	1	0.1%

*Starting in March 2022, the DAI AAG will no longer include DCC holds in its DAI admissions and releases counts. For these numbers, please see the [Holds and Short-Term Sanctions Dashboards](#) (on the DOC public website under Data and Reports).

RELEASES FROM PRISON



TOTAL APRIL RELEASES

731

Extended Supervision	618	84.5%
Mandatory Release	38	5.2%
Paroled	25	3.4%
Discharge from Sentence	26	3.6%
Released from ATR	14	1.9%
Other	10	1.4%

AGE

	Males	Females
Oldest Person in Our Care	95	83
Youngest Person in our Care	18	18
Average Age	41	40
	Males	Females
19 and younger	193	12
20-29	3,968	298
30-39	6,594	591
40-49	5,606	470
50-59	3,184	204
60-69	1,746	89
70 and older	530	19

RACE AND ETHNICITY

	Males	Females
White	50%	66%
Black	43%	23%
American Indian/Alaskan Native	5%	10%
Asian or Pacific Islander	1%	1%
Ethnicity		
Hispanic or Latino	12%	10%

HIGHEST GRADE COMPLETED

	Males	Females
< 9th grade	3%	2%
9th through 12th grade- no HSED	23%	18%
HSED/GED	49%	44%
Associates, Bachelors, Masters, or..	7%	9%
Some Grad or Voc	17%	26%
Unknown	1%	0%

MENTAL HEALTH

44% of Male Persons in our Care have a mental health condition.

Of these, 8% have a serious condition.*

91% of Female Persons in our Care have a mental health condition.

Of these, 21% have a serious condition.*

*e.g. bipolar disorder, schizophrenia, personality disorder, severe depression

EDUCATION

Program Name

GED	59
-----	----

PROGRAMS AND ACTIVITIES

Adult Basic Education	Pre-Release
Anger Management	Recreation
Career Technical Education	Reentry Initiatives
Cognitive Behavioral Programs	Religious Programs
Community Service	Sex Offender Treatment
Domestic Violence	Substance Use Disorder
Parenting	Work Programs

COST PER PERSON

July 1, 2024 - June 30, 2025

	Daily	One Year
Males	\$151	\$55,287
Females	\$160	\$58,565

Facilities by Security Level	Daily	One Year
Maximum	\$188	\$68,749
Medium	\$134	\$49,038
Minimum/Centers	\$124	\$45,328



DIVISION OF ADULT INSTITUTIONS

CORRECTIONS AT A GLANCE

APRIL 2026

For further information, contact:

Wisconsin Department of Corrections
3099 East Washington Avenue
Post Office Box 7925
Madison, Wisconsin 53707-7925

Phone: (608) 240-5104
Fax: (608) 240-3310
<https://doc.wi.gov>

The Division of Adult Institutions protects the public through secure and humane treatment of Persons in Our Cares committed to its custody and affords Persons in Our Cares the opportunity to gain skills and insight into their criminal behavior that are needed to support a crime-free life upon release to the community.