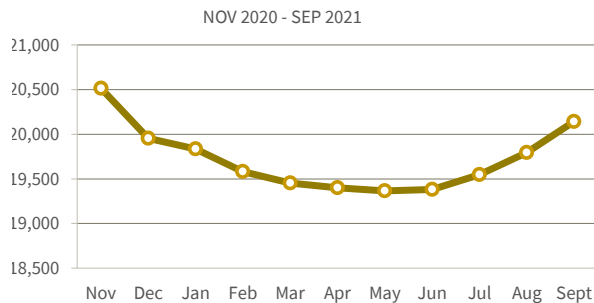


END OF MONTH PRISON POPULATION*

SEPTEMBER 2021

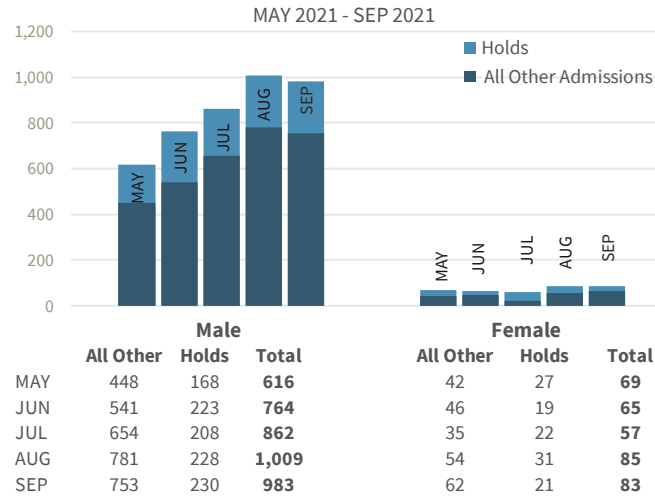
Facility	Population
Maximum Security	
Columbia CI	651
Dodge CI	1,557
Green Bay CI	917
Taycheedah CI	754
Waupun CI	966
Wisconsin Secure Program Facility	350
Wisconsin Resource Center	361
Medium Security	
Fox Lake CI	1,206
Jackson CI	931
Kettle Moraine CI	1,087
Milwaukee Secure Detention Facility	265
New Lisbon CI	991
Oshkosh CI	1,994
Racine CI	1,572
Racine Youthful Offender CF	299
Redgranite CI	910
Stanley CI	1,483
Minimum Security	
Chippewa Valley CTF	400
Oakhill CI	686
Prairie du Chien CI	451
Sturtevant Transitional Facility	137
Correctional Centers male (14)	1,640
Correctional Centers female (2)	412
Contract Beds	122
Grand Total	20,142
Total Males	18,939
Total Females	1,203

MONTHLY PRISON POPULATION TREND

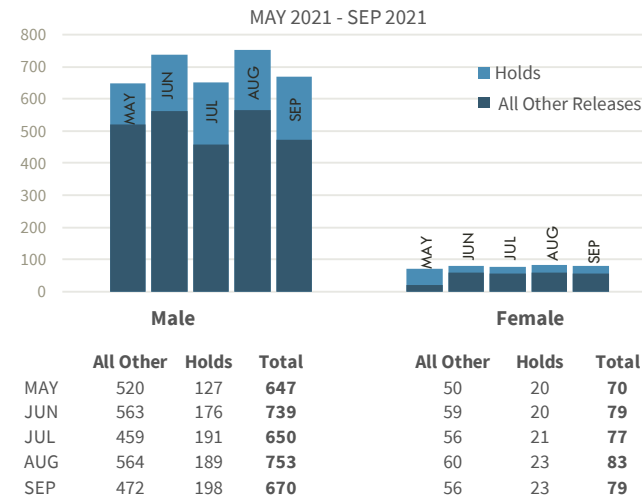


*As of the last Friday of each month

ADMISSIONS TO PRISON



RELEASES FROM PRISON



TOTAL RELEASES

Category	Count	Percentage
TOTAL RELEASES	749	
Mandatory Release/Extended Supervision	471	62.9%
Released from DCC Hold	221	29.5%
Released from ATR	3	0.4%
Discharged from Sentence	26	3.5%
Paroled	19	2.5%
Other	9	1.2%

AGE

	Males	Females
Oldest Person in our Care	97	78
Youngest Person in our Care	18	18
Average Age	40	38

Category

Category	Males	Females
19 and younger	108	3
20-29	4,080	294
30-39	5,926	465
40-49	4,137	243
50-59	2,784	146
60-69	1,225	39
70 and older	330	11

RACE AND ETHNICITY

	Males	Females
White	51%	71%
Black	43%	20%
American Indian/Alaskan Native	5%	8%
Asian or Pacific Islander	1%	1%
Ethnicity		
Hispanic or Latino	10%	6%

HIGHEST GRADE COMPLETED

	Males	Females
< 9th Grade	3%	3%
9th - 12th Grade no HSED	25%	23%
HSED/GED	47%	41%
Some Grad or Voc.	18%	26%
Associates, Bachelors, Masters, or PhD.	6%	7%
Unknown	1%	1%

MENTAL HEALTH

40% of Male Persons in our Care have a mental health condition.
Of these, 7% have a serious condition.*

92% of Female Persons in our Care have a mental health condition.
Of these, 38% have a serious condition.*

*e.g. bipolar disorder, schizophrenia, personality disorder, severe depression

EDUCATION

	Awards
HSED	6
GED	16
Total	22

PROGRAMS AND ACTIVITIES

Adult Basic Education	Pre-Release
Anger Management	Recreation
Career Technical Education	Reentry Initiatives
Cognitive Behavioral Programs	Religious Programs
Community Service	Sex Offender Treatment
Domestic Violence	Substance Use Disorder
Parenting	Work Programs

COST PER PERSON

July 1, 2019 - June 30, 2020

	Daily	One Year
Males	\$98	\$35,735
Females	\$113	\$41,121
Facilities by Security Level	Daily	One Year
Maximum	\$122	\$44,716
Medium	\$96	\$35,251
Minimum/Centers	\$100	\$36,643



DIVISION OF ADULT INSTITUTIONS

CORRECTIONS AT A GLANCE

SEPTEMBER 2021

For further information, contact:

Wisconsin Department of Corrections
3099 East Washington Avenue
Post Office Box 7925
Madison, Wisconsin 53707-7925

Phone: (608) 240-5104
Fax: (608) 240-3310
<https://doc.wi.gov>

The Division of Adult Institutions protects the public through secure and humane treatment of Persons in Our Cares committed to its custody and affords Persons in Our Cares the opportunity to gain skills and insight into their criminal behavior that are needed to support a crime-free life upon release to the community.