

## PROGRAMS AND SERVICES

Also known as Purchase of Goods and Services (POGS), these funds are used for the benefit of clients.

Description	Amount	%
Residential Services Programs	\$18,882,002	52.0%
Transitional Housing Services	\$4,743,246	13.1%
Substance Use Disorder Services	\$1,933,391	5.3%
Sex Offender Treatment Services	\$1,887,848	5.2%
Supportive Housing Services	\$1,755,098	4.8%
Community Transition Services Centers	\$1,447,796	4.0%
Shorter Term Housing	\$1,039,343	2.9%
Domestic Violence Services	\$694,993	1.9%
OWI Services	\$578,432	1.6%
Certified Peer Specialists	\$543,681	1.5%
Cognitive Behavioral Programs	\$469,323	1.3%
Substance Use Screening	\$341,364	0.9%
Medication Assisted Treatment	\$319,535	0.9%
Drug Treatment Courts	\$308,655	0.9%
Community Reintegration Services	\$304,200	0.8%
Rock County Education & Criminal Addictions Program	\$289,680	0.8%
Miscellaneous Goods and Services	\$254,638	0.7%
Employment, Community Service & Vocational	\$218,478	0.6%
Sex Offender Treatment Alternative to Revocation	\$132,750	0.4%
Anger Management Services	\$112,488	0.3%
Wisconsin Tribal Community Reintegration	\$50,000	0.1%
Psychiatry Services	\$4,194	0.1%
<b>Total</b>	<b>\$36,311,135</b>	<b>100.0%</b>

\*Individual amounts may not total to 100 due to rounding.

## BUDGET

General Purpose Revenue (e.g., tax dollars) is allocated to the Division as well as revenue earned (e.g., client's supervision fees collected) to support operations.

Description	General Purpose Revenue	Program Revenue	Total
Total Budget	\$234.3 M	\$16.5 M	<b>\$250.8 M</b>
Client Daily Cost	\$10.83	\$0.30	<b>\$11.13</b>
Full Time Equivalency (Positions)	1,961.38	11.70	<b>1,973.08</b>

## PAYMENTS COLLECTED FROM CLIENTS

### Court Obligations

Any payment ordered by a court in connection with a criminal case is collected by either the court itself or by the Department and reissued as statutorily required. Some payments are held until a payee can be identified. Other payments are used to cover administrative costs.


Type of Court Obligation	Amount Collected
Restitution	\$5,058,223
Court, Costs, Attorney Fees, Fines, & Other	\$2,354,805
Court Costs	
Victim/Witness/DNA	\$1,699,452
Surcharge & General Funds	\$92,358
<b>Total</b>	<b>\$9,204,838</b>

### Supervision Fee Payments

Clients are required to make monthly payments while under supervision. These funds are used (in lieu of tax dollars) to fund the Division of Community Corrections.

Type of Payment	Amount Collected
Regular Monthly Payment	\$5,561,860
Tax Refund Intercept*	\$861,342
<b>Total</b>	<b>\$6,423,202</b>

\* Refers to Wisconsin tax refund and state lottery winnings intercepted from clients who did not make their regular payment.



## DIVISION OF COMMUNITY CORRECTIONS

## YEAR AT A GLANCE

### FISCAL YEAR 2024

#### For further information, contact:

Wisconsin Department of Corrections  
3099 East Washington Avenue  
Post Office Box 7925  
Madison, Wisconsin 53707-7925

Phone: (608) 240-5300  
DOCGeneral@wisconsin.gov  
<https://doc.wi.gov>

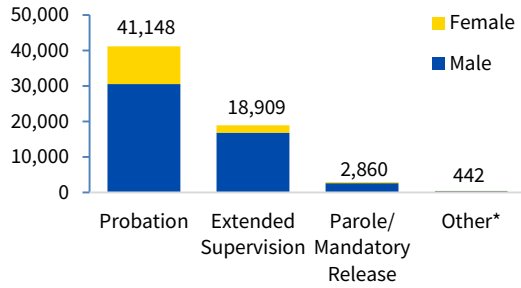
The Division of Community Corrections (DCC) enhances public safety through the management and reduction of client risk. DCC provides supervision and collaboration with community partners to assist clients to change their behavior and repair the harm they have done.

Published Nov 2024

## COMMUNITY CORRECTIONS POPULATION

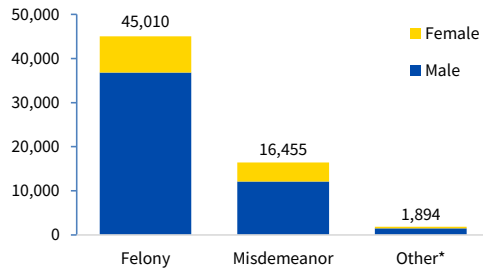
The total overall population as of June 30, 2024, was 63,359.

### Supervision Type



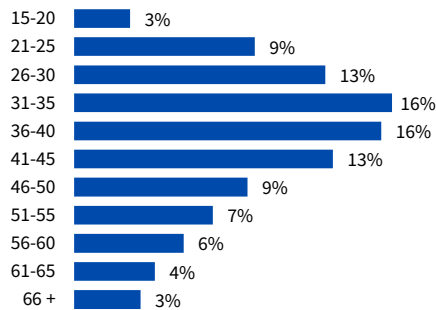
\*Other: Includes supervised or conditional release type clients.

### Offense Severity



\*Other: Includes incoming interstate compact, probation deferred, and supervised or conditional release type clients.

### Age

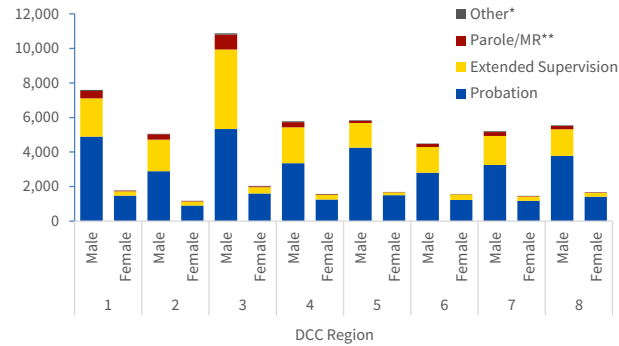


### Race & Ethnicity

Category	Male	Female
<b>Race</b>		
White	64.4%	71.4%
Black	29.7%	19.5%
American Indian/Alaskan Native	4.0%	7.7%
Asian or Pacific Islander	1.5%	0.9%
No Data/Unknown	0.4%	0.4%
<b>Ethnicity</b>		
Hispanic or Latino*	10.8%	6.4%

\*Clients in all race categories can identify themselves as Hispanic or Latino.

## DCC POPULATION BY REGION



\*Other: Includes supervised or conditional release type clients.  
\*\*MR: Mandatory Release

## SPECIAL POPULATIONS

### Sex Offender Registry Program

The Sex Offender Registry Program (SORP) is responsible for monitoring and tracking individuals convicted of certain sex crimes. In addition, SORP provides information to promote community awareness and increase public safety.

Description	# of Registrants as of June 30, 2024
<b>Type of Conviction</b>	
Adult Conviction	26,472
Juvenile Adjudication or Minor	474
<b>Total</b>	<b>26,946</b>
<b>Supervision Status</b>	
Incarcerated	6,173
Not Incarcerated (Total)	20,773
Active Community Supervision	6,123
Terminated from Community Supervision	14,650
<b>Total</b>	<b>26,946</b>

### Client Monitoring Population

The DOC Electronic Monitoring Center provides centralized electronic monitoring services to the DCC, Division of Juvenile Corrections, local law enforcement, and county human services agencies.

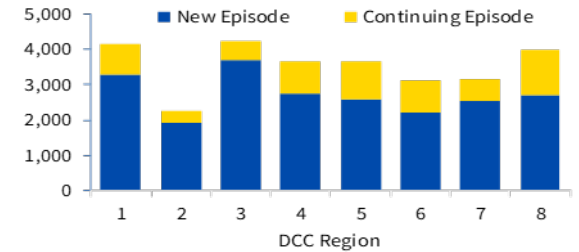
Monitoring Method	# of Clients as of July 1, 2024
GPS Tracking-Sex Offenders*	2,278
GPS Tracking-Discretionary**	1,241
Portable Breath	976
Radio Frequency (RF)	285
RF and Continuous Alcohol Monitoring	2
GPS Tracking-Domestic Violence	4

\* Includes youth

\*\* Includes sex offenders and non-sex offenders

## PROBATION CASES BY REGION

The total count of clients with probation cases that were ordered in fiscal year 2024 was 20,794 with 28,173 probation cases. Of these, 17,194 clients started new episodes of supervision with DCC. Of these clients, 9,040 clients were new intakes (first time) with DOC. Below is the number of cases by region.



## RISK LEVEL AND CRIMINOGENIC NEEDS

### Client Risk Level

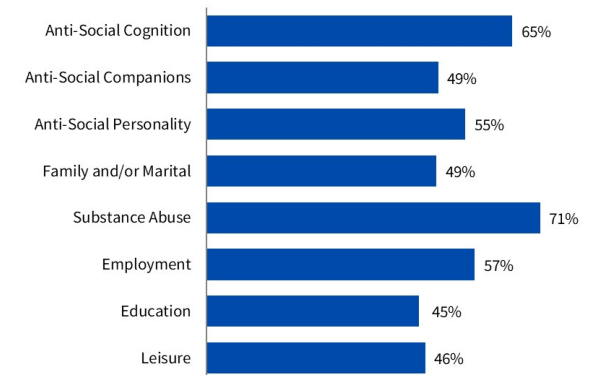
The client risk level represents a calculated likelihood of the risk to re-offend and is used, in part, to determine how closely clients are supervised.

Recommended Risk Level	% of Clients as of June 30, 2024
Low	47%
Medium	33%
High	14%
Undetermined as of report date	6%

### Criminogenic Needs

Criminogenic needs are attributes of clients that are directly linked to criminal behavior. Effective correctional treatment targets these dynamic criminogenic needs through interventions and case plans.

The DOC uses the COMPAS assessment, a research-based assessment tool to identify client risk level and criminogenic needs.



Each percentage reflects the proportion of the assessed DCC population that has that criminogenic need.