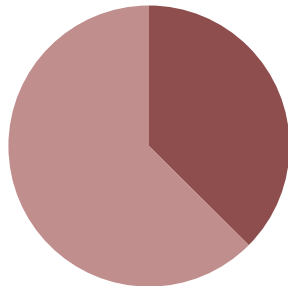


Admissions

| | Male | Female | Total |
|---|-----------|----------|-----------|
| New Commitment (State) | 8 | 0 | 8 |
| Court order committing Youth to a juvenile correctional institution | | | |
| Sanction/Temporary Hold | 5 | 1 | 6 |
| County Referral | 1 | 0 | 1 |
| Change of Placement | 4 | 0 | 4 |
| Youth returning to a facility without a new commitment | | | |
| Transfer From Another Facility | 12 | 0 | 12 |
| Transferred from Type 1 Facility or Adult Institution | | | |
| Total | 30 | 1 | 31 |

New Commitments by County and Type

■ Adult 37% ■ Juvenile 63% ■ SJO 0%



New commitments in March were from the following counties:
Brown, Milwaukee, Racine, and Rock

Releases

| | Male | Female | Total |
|--------------------------------------|-----------|----------|-----------|
| County Supervision | 12 | 1 | 13 |
| Expiration of Commitment | 6 | 0 | 6 |
| Release from Sanction/Temporary Hold | 0 | 0 | 0 |
| Transfer to DAI | 2 | 0 | 2 |
| Transfer to Type 1 | 10 | 1 | 11 |
| Transfer to Type 2 Facility/Program | 15 | 1 | 16 |
| Total | 45 | 3 | 48 |

Age

| | 15 and Younger | 16 | 17 | 18 | Over 18 |
|------------------|----------------|--------------|--------------|--------------|--------------|
| Facility | 22.6% | 31.6% | 34.5% | 7.9% | 3.4% |
| Male | 20.7% | 31.7% | 35.4% | 8.5% | 3.7% |
| Female | 46.2% | 30.8% | 23.1% | 0.0% | 0.0% |
| Community | 3.1% | 4.6% | 9.2% | 28.2% | 55.0% |
| Male | 3.3% | 4.9% | 9.8% | 27.0% | 54.9% |
| Female | 0.0% | 0.0% | 0.0% | 44.4% | 55.6% |

Race

| | Asian/ Pacific Islander | Black | North American Indian | White | Unknown |
|------------------|-------------------------------|--------------|-----------------------------|--------------|-------------|
| Facility | 0.0% | 73.4% | 0.6% | 23.7% | 2.3% |
| Male | 0.0% | 74.4% | 0.0% | 23.2% | 2.4% |
| Female | 0.0% | 61.5% | 7.7% | 30.8% | 0.0% |
| Community | 0.8% | 50.4% | 3.1% | 41.2% | 4.6% |
| Male | 0.8% | 50.0% | 3.3% | 41.0% | 4.9% |
| Female | 0.0% | 55.6% | 0.0% | 44.4% | 0.0% |

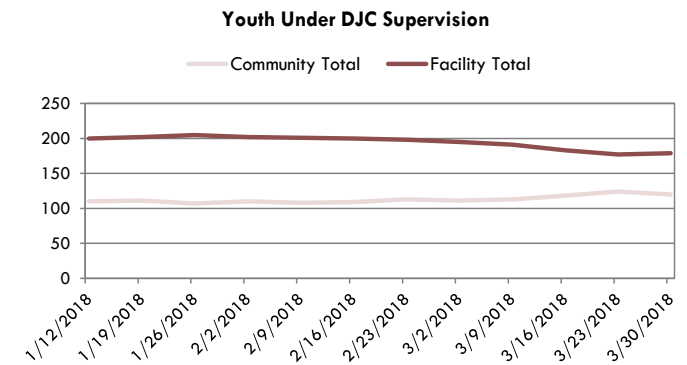
Mental Health

92% of Female Youth at Copper Lake have a mental health condition*. Of the total female population, 75% have a serious condition.

78% of Male Youth at Lincoln Hills have a mental health condition*. Of the total male population, 28% have a serious condition.

*e.g. personality disorder, severe depression

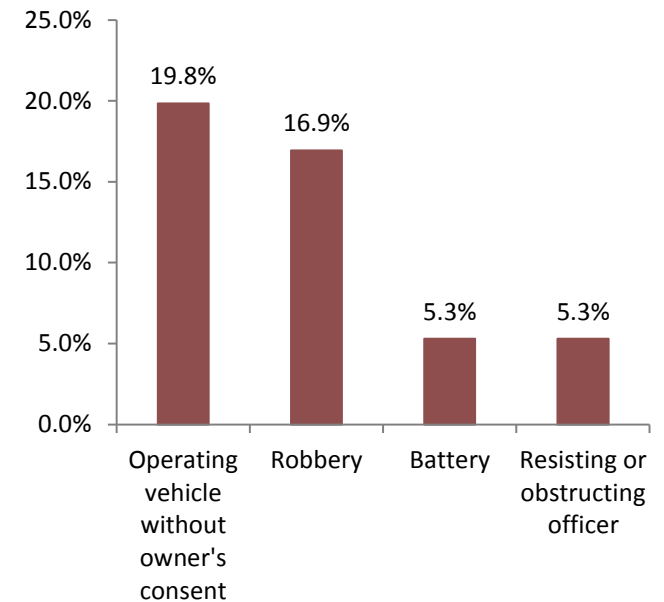
Population Trends



Community numbers include only those youth supervised by DJC upon release.

Facility numbers include both long term (commitments) and short term (sanctions & detention) placements at CLS, LHS, Grow, and MJTC.

Prominent Offenses for Youth in a Facility



Youth by County of Commitment (as of 3/31/2018)

| County | CLS | LHS | Total |
|--------------|-----------|------------|------------|
| Brown | 0 | 5 | 5 |
| Calumet | 0 | 1 | 1 |
| Dane | 0 | 5 | 5 |
| Douglas | 0 | 1 | 1 |
| Fond Du Lac | 0 | 3 | 3 |
| Iron | 0 | 1 | 1 |
| Kenosha | 1 | 8 | 9 |
| Manitowoc | 0 | 1 | 1 |
| Marinette | 1 | 1 | 2 |
| Milwaukee | 7 | 86 | 93 |
| Monroe | 0 | 1 | 1 |
| Oconto | 1 | 4 | 5 |
| Portage | 1 | 2 | 3 |
| Racine | 0 | 2 | 2 |
| Rock | 0 | 2 | 2 |
| Sauk | 0 | 1 | 1 |
| Sheboygan | 0 | 2 | 2 |
| St. Croix | 1 | 0 | 1 |
| Taylor | 0 | 1 | 1 |
| Walworth | 0 | 2 | 2 |
| Waukesha | 1 | 4 | 5 |
| Wood | 0 | 1 | 1 |
| Total | 13 | 134 | 147 |

To select one county of commitment for the youth, a hierarchy of commitment types was developed:

Adult Prison, Serious Juvenile Offense, Juvenile, Tribal, Other State, and Adult Probation

Grow Academy Sales

The Grow Academy is a residential correctional program consisting of an agriculturally based educational curriculum, community partnerships and cognitive behavioral treatment.

| 2017 Grow Sales | |
|------------------|------------|
| January-March | \$2,144.00 |
| April-June | \$2,413.00 |
| July-September | \$1,405.50 |
| October-December | \$1,792.28 |

Education at CLS/LHS

July 2016 – June 2017

| High School Achievements | LHS | CLS | Total |
|------------------------------|-------|-------|--------|
| Credits Earned | 484.5 | 75.25 | 559.75 |
| Diplomas Awarded | 7 | 1 | 8 |
| Equivalency Diplomas Awarded | 21 | 5 | 26 |

Division of Juvenile Corrections



Corrections at a Glance

March 2018

For further information, contact:

Wisconsin Department of Corrections
3099 East Washington Avenue
Post Office Box 8930
Madison, Wisconsin 53708-8930
Phone: (608) 240-5900
Fax: (608) 240-3371

Brochure available online at:
www.doc.wi.gov/Pages/DataResearch/DataAndReports

We Believe In YOU!

Youth

Our organization

Uniting families and communities

DJC: Building hope to develop healthy youth, caring professionals, strong families, and safe communities.