



DHHS

Department of
Health &
Human Services

Together, creating healthy communities.

OUR PRESENTERS



DHHS | Department of
Health &
Human Services

Together, creating healthy communities.

David Muhammad
Deputy Director
Milwaukee Co.
DHHS



Mark Mertens
Administrator
Milwaukee Co.
DHHS-DYFS

OUR CONTEXT



OUR VISION:

Together, creating healthy communities.

OUR MISSION:

Empowering safe, healthy, meaningful lives.

“In keeping with Milwaukee County’s commitment to racial equity, the DHHS Division of Youth & Family Services will reduce the footprint of youth incarceration while keeping communities safe by creating a responsive continuum of care for youth and their families.”

A handwritten signature in black ink that reads "Mary Jo Meyers".

Mary Jo Meyers
Director, Milwaukee Co. DHHS



OUR CONTEXT

Based on 2018 Census Estimate data:

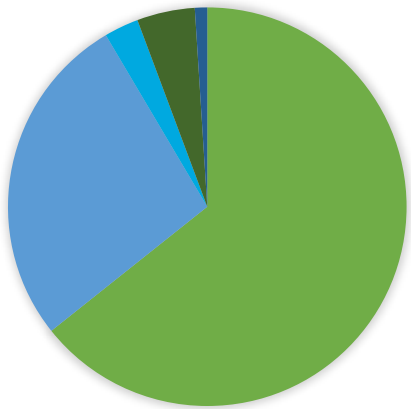


Together, creating healthy communities.

MILWAUKEE CO.

Pop: 948,201
-Under 18: 24.0%

Households: 382,027
-Average size: 2.44



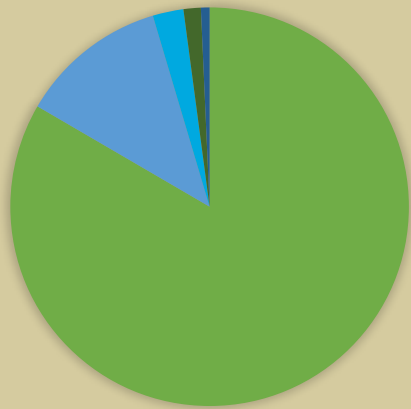
- White
- African American
- 2+ Races
- Asian
- Native American

Latino/Hispanic: 13.3%
Poverty Rate: 21.9%
Median House Inc.: \$46,784

RACINE CO.

Pop: 196,584
-Under 18: 23.1%

Households: 75,640
-Average size: 2.51



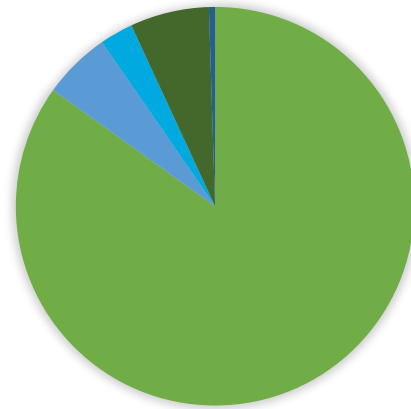
- White
- African American
- 2+ Races
- Asian
- Native American

Latino/Hispanic: 7.9%
Poverty Rate: 10.9%
Median House Inc.: \$58,334

DANE CO.

Pop: 542,364
-Under 18: 20.4%

Households: 216,930
-Average size: 2.35



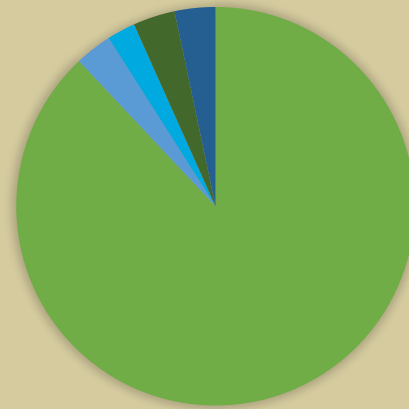
- White
- African American
- 2+ Races
- Asian
- Native American

Latino/Hispanic: 6.4%
Poverty Rate: 11.3%
Median House Inc.: \$67,631

BROWN CO.

Pop: 263,378
-Under 18: 23.8%

Households: 103,267
-Average size: 2.43



- White
- African American
- 2+ Races
- Asian
- Native American

Latino/Hispanic: 8.8%
Poverty Rate: 9.7%
Median House Inc.: \$56,775

OUR CONTEXT

Organization and Facilities/Capacity data by county



MILWAUKEE CO.

Total NPOs: 10,508
NPOs per 1k capita: 11

DoC Facilities: 4
County Adult Fac: 2
County Juv. Fac: 1

Total Adult Cap.: 4,278
Total Juv. Capacity: 120

Beds per 1k capita: 4.6

RACINE CO.

Total NPOs: 1,427
NPOs per 1k capita: 7

DoC Facilities: 4
County Adult Fac: 1
County Juv. Fac: 1

Total Adult Cap.: 3,761
Total Juv. Capacity: 121

Beds per 1k capita: 19.8

DANE CO.

Total NPOs: 6,759
NPOs per 1k capita: 12

DoC Facilities: 4
County Adult Fac: 3
County Juv. Fac: 1

Total Adult Cap.: 1,894
Total Juv. Capacity: 24

Beds per 1k capita: 3.5

BROWN CO.

Total NPOs: 1,830
NPOs per 1k capita: 7

DoC Facilities: 1
County Adult Fac: 1
County Juv. Fac: 1

Total Adult Cap.: 1,750
Total Juv. Capacity: 50

Beds per 1k capita: 6.8

OUR CONTEXT



Historically,
more than

60%

of youth at WI DoC facilities are from Milwaukee County.

OUR PHILOSOPHY



DHHS | Department of
Health &
Human Services

Together, creating healthy communities.

PROJECT RISE

We recognize that young people are still maturing and developing, which is why we have changed our approach to youth justice.

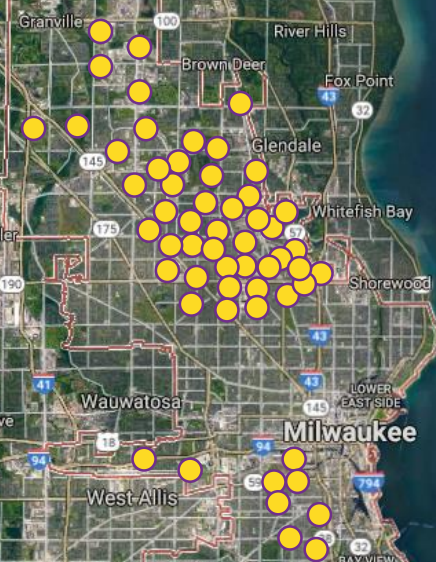


SCREENING & ASSESSMENT

- Youth Assessment Screening Instrument (YASI)
- Massachusetts Youth Screening Instrument 2 (MAYSI2)
- Urban ACES
- Electronic Wisconsin Statewide Automated Child Welfare Information System (eWiSACWIS)
- Human Trafficking Risk Screen

BB

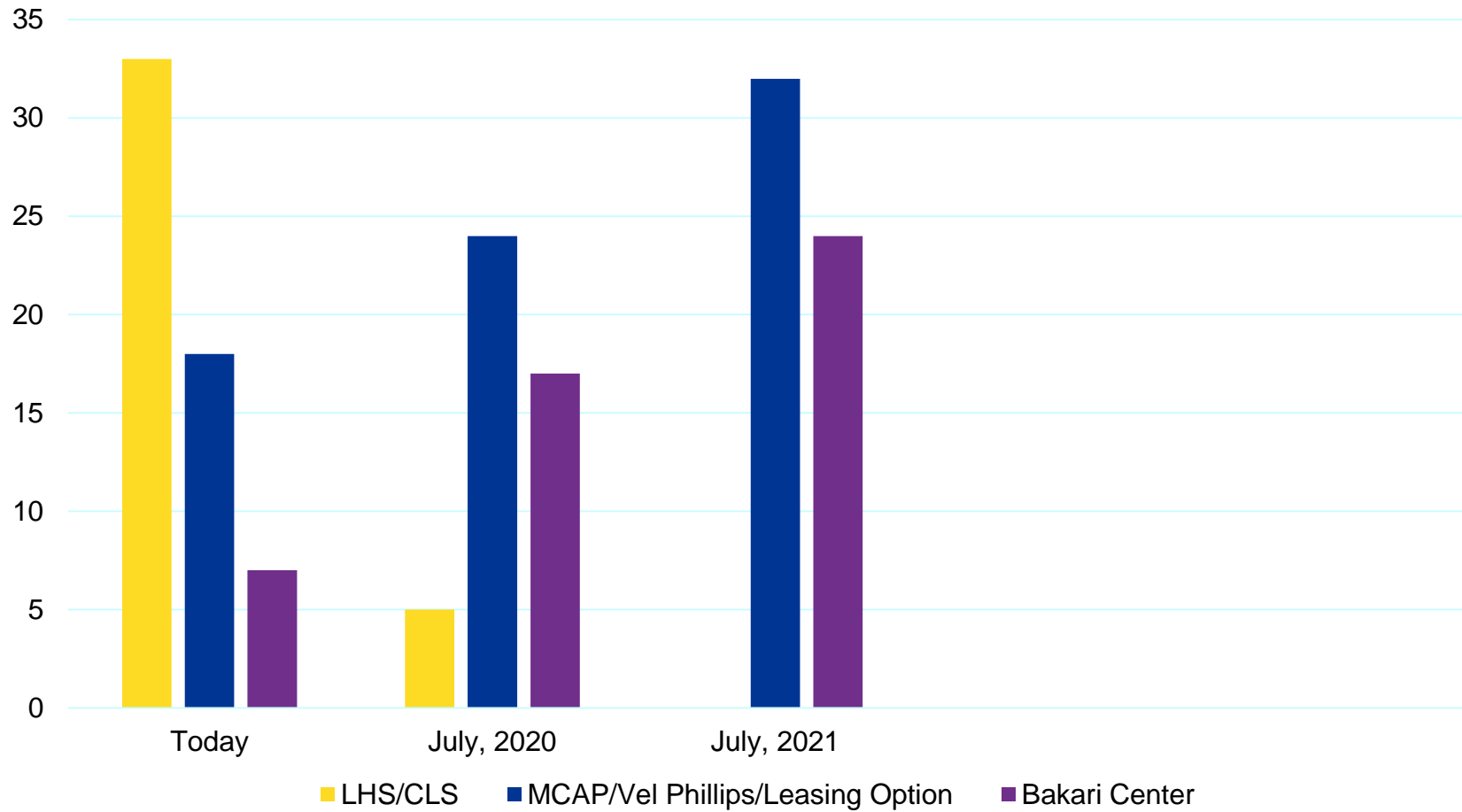
MAO DAY 9



PROJECTED PLACEMENTS



Projected Redistribution of Youth Placements



YOUTH AIDS SPEND (CURRENT)

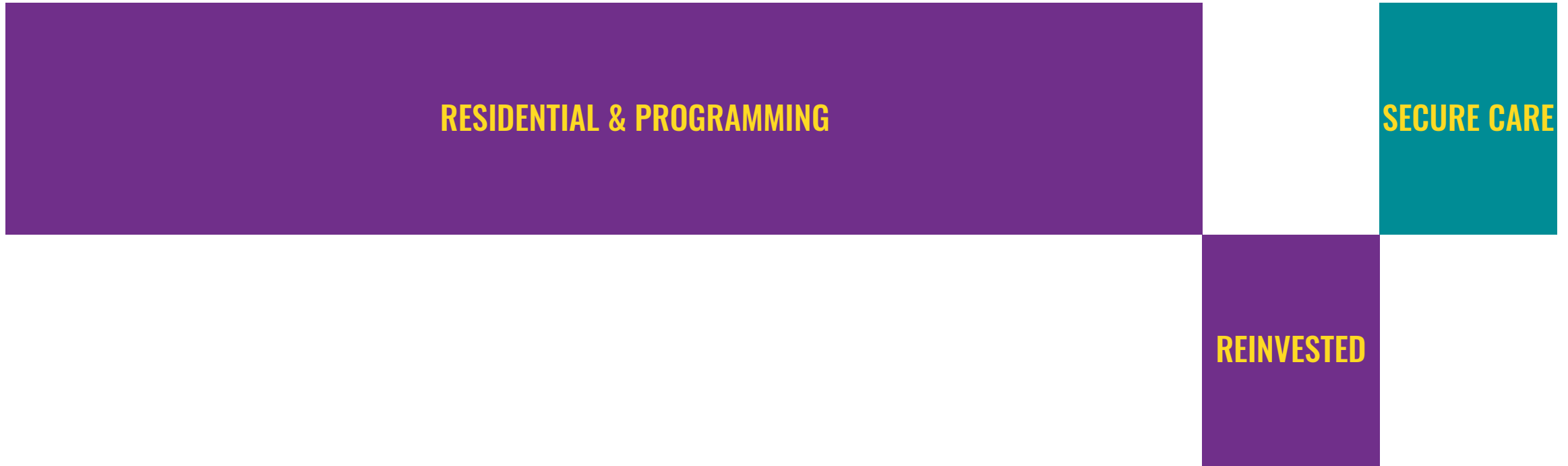


YOUTH AIDS SPEND 2021 (PLANNED)



DHHS | Department of Health & Human Services

Together, creating healthy communities.





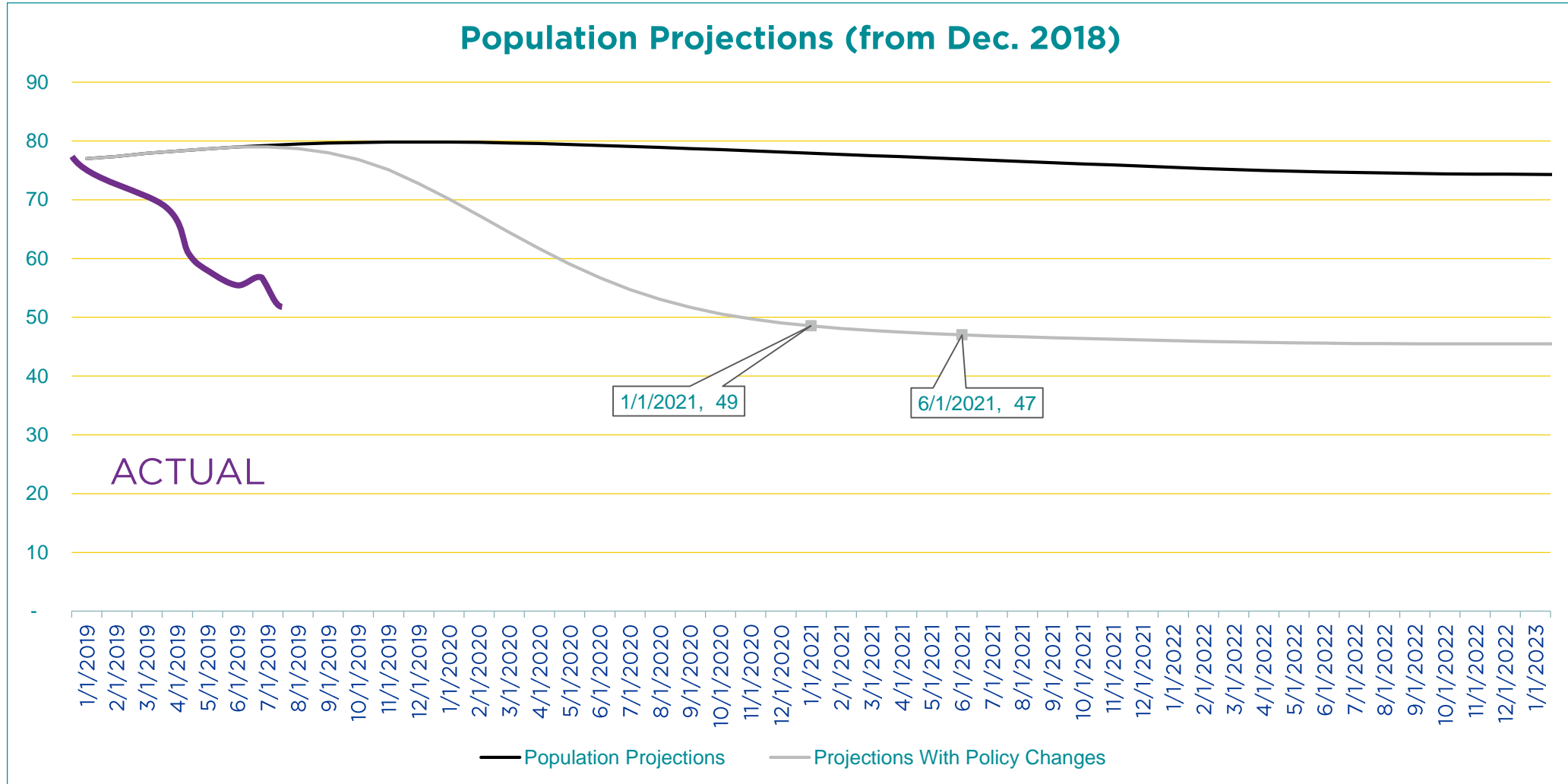
LOWER CENSUS, LOWER COSTS OUR STRATEGIES

- Cut misdemeanor admissions 50% (from 12 to 6 per year)
- Limit misdemeanor LOS to 90 days (current 7.8 months)
- Reduce technical violation return rate from 24% to 12%
- Limit average return LOS to 60 days (current 5.4 months)
- Cut vehicular admissions 25% (from 40 to 30 per year)
- Limit average vehicular LOS to 6 months (current 8.3 months)
- Reduce average burglary LOS to 8 months (current 10 months)
- Limit average non-violent, property LOS to 6 months (current 8.7)

DOC & MCAP PROJECTED vs ACTUAL



Together, creating healthy communities.



CONTINUUM OF SERVICES



Community-Based Alternatives

- Wraparound Milwaukee, Running Rebels, YAP, Credible Messengers, Level II Monitoring, community treatment programs, Achievement Centers

Non-Secure/Staff Secure Residential Treatment

- Bakari center (24 beds)
 - Norris Virtual Academy
- Staff Secure partnership with agency TBD for Girls residential(5 beds)

SRCCY

- 32 bed expansion/remodel at Vel Phillips
- Potential leased beds TBD
- Vel Phillips School (Wauwatosa School District)

Transition & Aftercare

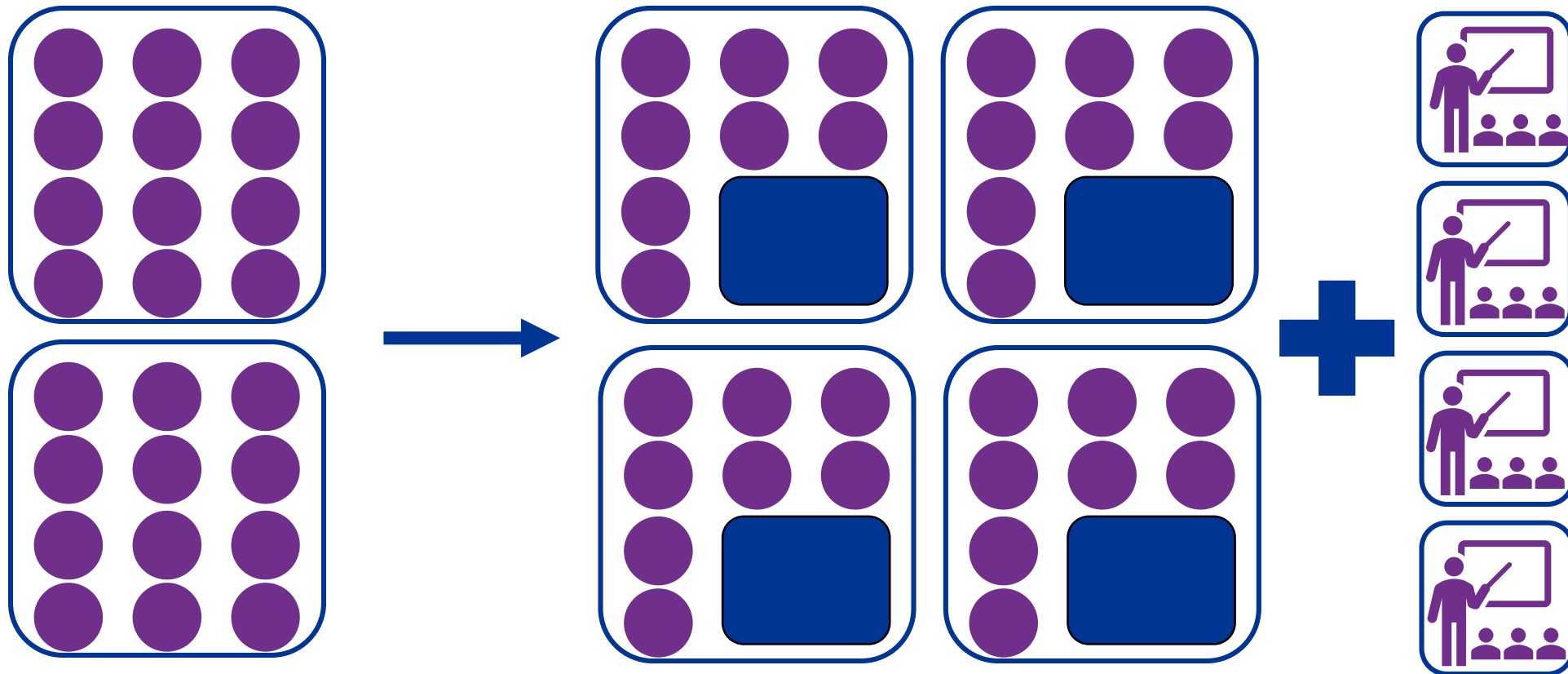
- MST-FIT
- Wraparound Milwaukee
- MATC, Employ Milwaukee, Job Corps, other vocational partners

VEL PHILLIPS RENOVATION



Together, creating healthy communities.

What will be different at the Vel R. Phillips Youth & Family Justice Center?



ELEMENTS OF THE MILWAUKEE MODEL



- Proven evidence-based and evidence-informed practices and programs: Integrated Treatment Model, MST-FIT, Youth Advocates Program.
- A continuum of treatment and rehabilitation environments to meet the treatment and security needs of youth.
- Practices that address responsiveness, cultural relevance, racial equity, community and family engagement.

PROPOSED PROJECT



SRCCCY Needs Profile: Future State

Community-based Programs

3 units / 24 beds

1 unit / 8 beds

Youth who could be served in a non-secure setting.

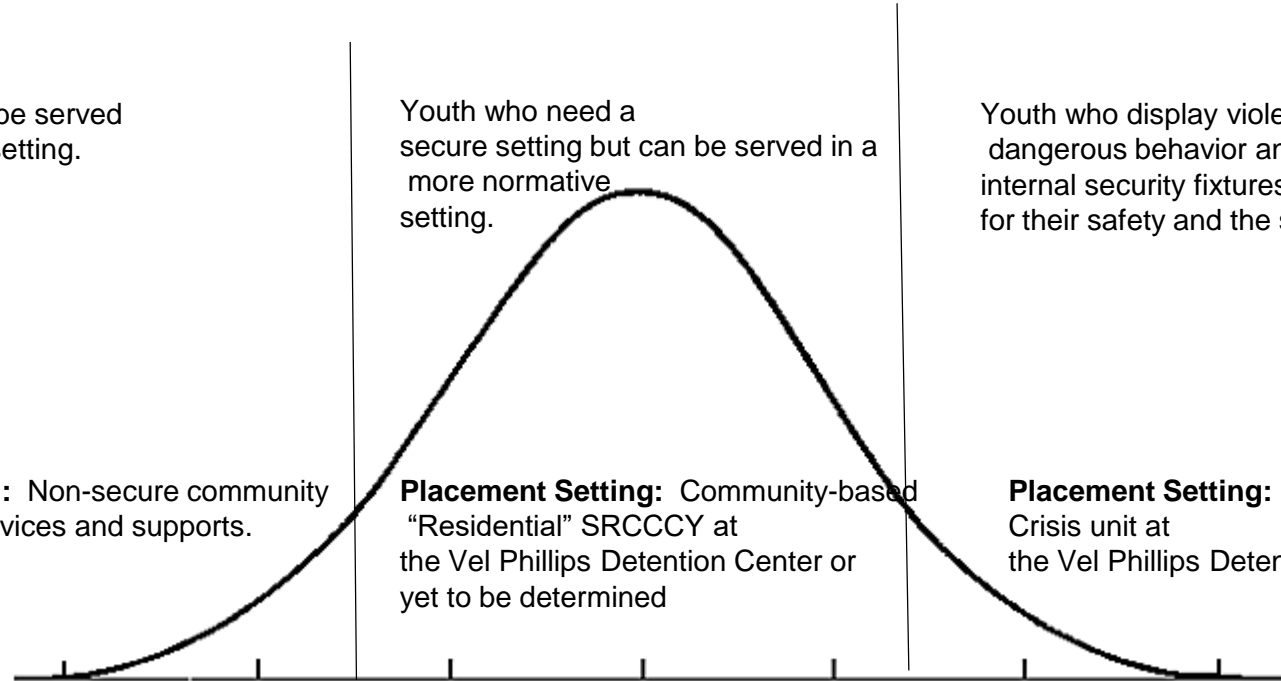
Youth who need a secure setting but can be served in a more normative setting.

Youth who display violent/assaultive or other dangerous behavior and need a setting with robust internal security fixtures (cells, secure doors, etc) for their safety and the safety of others.

Placement Setting: Non-secure community placement with services and supports.

Placement Setting: Community-based "Residential" SRCCCY at the Vel Phillips Detention Center or yet to be determined

Placement Setting: Renovation of MCAP pod to serve as Crisis unit at the Vel Phillips Detention Center



INTEGRATED TREATMENT MODEL



- DBT- based treatment approach
- Relational model that emphasizes youth engagement and validation
- Milieu of reinforcement and redirection by peers and staff
- Uses behavior chain analysis to address the function of problematic behaviors
- Evidence-based family therapy

HOW WE MEASURE SUCCESS

- Live at home
- Participation in school or work
- Avoid recidivism
- Improved family relations
- Access network of supports
- Success in educational/vocational setting
- Sustain positive changes





DHHS | Department of
Health &
Human Services

Together, creating healthy communities.

QUESTIONS



DHHS | Department of
Health &
Human Services

Together, creating healthy communities.

Thank You