



# Office of Detention Facilities

Annual Report

2020

# Table of Contents

<b>Letter from the Director</b> .....	<b>3</b>
<b>Regional Map</b> .....	<b>4</b>
<b>The Office of Detention Facilities</b> .....	<b>5</b>
History of Jail Inspection in Wisconsin .....	6
ODF Functions .....	7
<b>Adult County Jail Admissions</b> .....	<b>9</b>
Table 1. Wisconsin County Jail Admissions by County (2018-2025) .....	9
Figure 1. Wisconsin County Jail Admissions by Gender (2018-2025) .....	11
<b>Adult County Jail Average Daily Populations (ADP)</b> .....	<b>12</b>
Figure 2. Wisconsin County Jail ADP by Year (2018-2025) .....	12
Figure 3. Wisconsin County Jail ADP and Huber Counts by Month (2025) .....	13
<b>Adult Deaths in Custody</b> .....	<b>14</b>
Figure 4. In Custody Deaths in Local Detention Facilities by Year (2018-2025) .....	14
Figure 5. Wisconsin County Jail Suicides by Age (2018-2025) .....	14
Figure 6. Time to Death in Wisconsin County Jail Suicides (2018-2025) .....	15
Figure 7. Wisconsin County Jail Suicides by Month (2025) .....	15
<b>Juvenile Detention Facility Admissions</b> .....	<b>16</b>
About Secure Juvenile Detention Facilities .....	16
Table 2. Juvenile Detention Facility Admissions by County (2018-2025) .....	17
Figure 8. Juvenile Detention Facility Admissions by Year (2018-2025) .....	17
Table 3. Juvenile Detention Facility Admissions by Gender (2025) .....	17
<b>Juvenile Detention Facility Average Daily Populations (ADP)</b> .....	<b>18</b>
Figure 9. Juvenile Detention Facility ADP by Year (2018-2025) .....	18
Figure 10. Juvenile Detention Facility ADP by Month (2025) .....	19
<b>DOC Mission and Vision</b> .....	<b>20</b>
<b>Additional Resources</b> .....	<b>20</b>

# Letter from the Director

Wisconsin Department of Corrections' Office of Detention Facilities (ODF) has statutory authority, in accordance with WI Statute §301.37, for the regulation and oversight of local detention facilities including county jails, secure juvenile detention centers, secured residential care centers for children and youth, houses of correction, Huber facilities and municipal lockups.

Through administrative code, our Department establishes reasonable standards for the design, construction, repair, maintenance, operation and management of these facilities. Regionally-located Detention Facilities Specialists conduct annual inspections of each facility, provide technical support and staff training to local jurisdictions, and coordinate various efforts to assist sheriffs, police chiefs, jail administrators, superintendents and other local officials in the operation and management of their facilities.

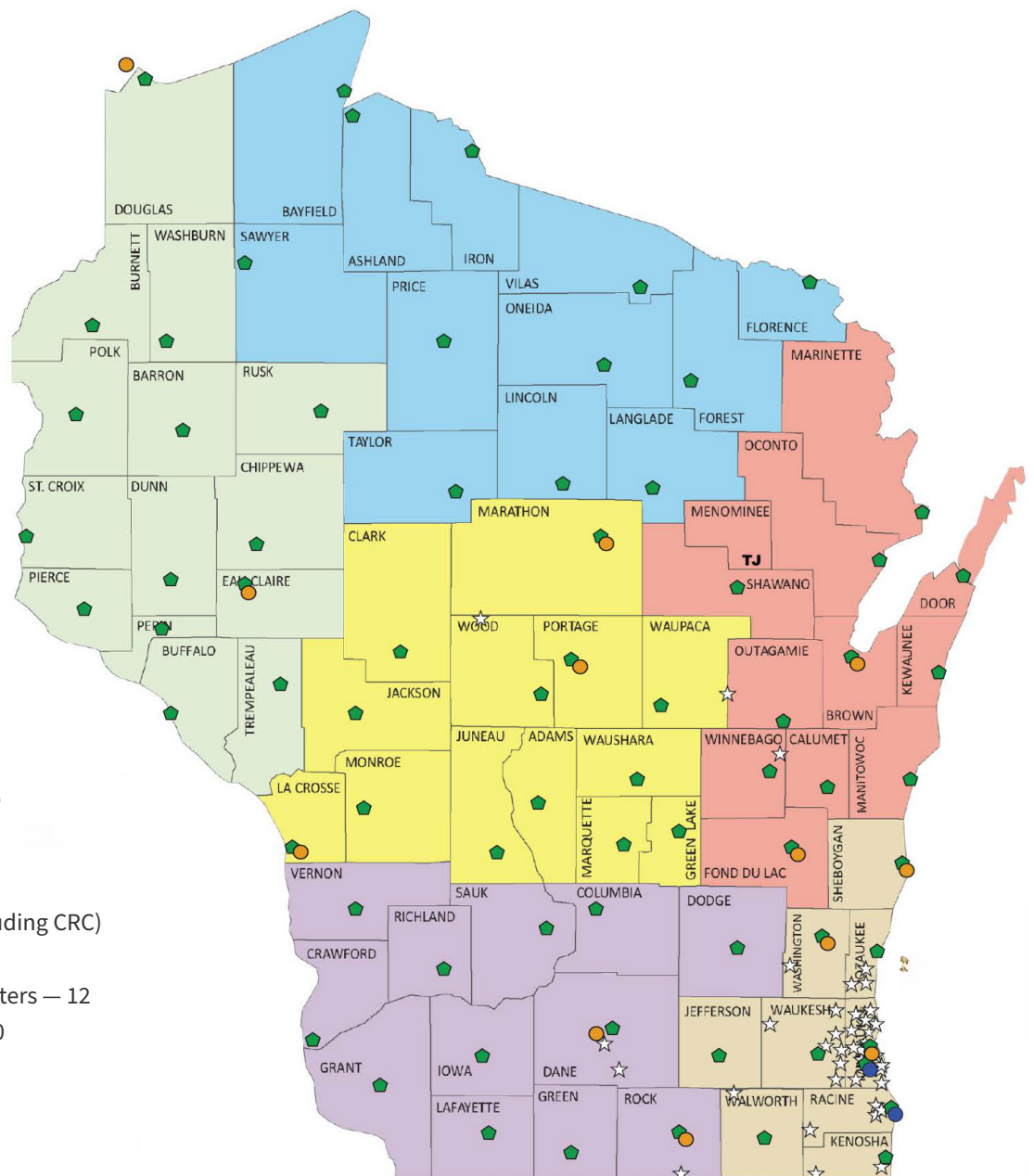
ODF works to message nationally recognized correctional best practices and applicable state and federal statutes that are designed to mitigate risk and reduce liability in detention settings. Managing and operating safe, secure, and humane facilities promotes safer Wisconsin communities and improves successful offender reentry.

On the next page, please find the names of ODF team members, their respective geographical areas of responsibility and their contact information. We strive to be accessible and responsive, and are eager to assist our local partners in any way that we can.

Sincerely,  
Greg Bucholtz  
Director, Office of Detention Facilities

# Regional Map

Western Region	Brad Hoover	(715) 498-1962	bradley.hoover@wi.gov
Northern Region	Doug Ormson	(608) 225-2411	douglas.ormson@wi.gov
Northeastern Region	Jim Borgen	(608) 516-9815	james.borgen@wi.gov
Central Region	John Peterlik	(715) 944-7860	john.peterlik@wi.gov
Southern Region	Nathan White	(608) 576-1694	nathan.white@wi.gov
Southeastern Region	Heather Laurence	(262) 894-2640	heather.laurence@wi.gov
ODF Director	Greg Bucholtz	(414) 852-6531	gregory.bucholtz@wi.gov
LTE Specialist	Cory Roeseler	(920) 980-0132	coryl.roeseler@wi.gov
Operations Associate	Alysha Clark	(608) 445-1680	alysha.clark@wi.gov



## Mailing Address

3099 E. Washington Ave  
 PO Box 7925  
 Madison, WI 53707-7925

# Jail Inspection in Wisconsin History

- **1871** Legislation is enacted delegating responsibility of inspection and supervision of municipal and county jails to the State Board of Charities and Reform.
- **1872** State Board of Charities and Reform Secretary is the first state official to inspect jails.
- **1910** The State Board of Control assigns Probation & Parole Agents responsibility of inspecting jails and lockups, but the practice was discontinued due to the inexperience of agents in this area and their large caseloads.
- **1913** The Legislature provides the appointment of two jail inspectors charged with the responsibility of “visiting” every jail and lockup at least once per year.
- **1925** Regular jail inspections are discontinued.
- **1940** One full-time inspector is appointed to cover the entire state.
- **1958** The Division of Corrections is provided two full-time detention supervisors.
- **1975** The Division of Corrections is provided five full-time detention supervisors assigned to various Probation and Parole regional offices.
- **1989** The Legislature creates the Office of Detention Facilities (ODF) and position of Office Director responsible to the Division of Probation and Parole administration.
- **1996** ODF is assigned to the DOC’s Office of the Secretary in agency reorganization.
- **2024** In addition to the Director and five full-time Detention Facilities Specialists, the Department allocates a sixth inspector position. The Central Region is created and the map is shifted.

# About the Office of Detention Facilities

## Authority and History

The Wisconsin Department of Corrections (DOC) is charged with establishing standards and regulations for the design, construction, repair and maintenance of local places of detention and inspecting them with respect to their methods of treatment, management, safety, security, sanitation, adequacy and fitness.

This is performed by the Office of Detention Facilities (ODF), a unit of the DOC in the Office of the Secretary. The ODF is committed to ensuring the safety of the public, staff, persons in custody, and juveniles in these facilities, as well as maintaining a secure, clean, healthful and constitutionally compliant environment for persons confined.

## Applicable Administrative Rules and State Statutes

- DOC 346—Secure Detention for Juveniles
- DOC 347—Secured Residential Care Centers for Children & Youth
- DOC 348—Huber Facilities
- DOC 349—Municipal Lockup Facilities
- DOC 350—Jails
  
- WI State Statute 301.03 (5)
- WI State Statute 301.36
- WI State Statute 301.37
- WI State Statute 302

# Office of Detention Facilities Functions

## Annual Inspections

ODF is responsible for annually inspecting the safety, security, sanitation, adequacy, fitness and management of locally-operated places of detention, as defined in WI State Statute 301.37. These include the following: 76 county jails, 1 Community Reintegration Center, 1 tribal jail, 50 municipal lockups, 1 Huber facility, 12 secure juvenile detention facilities, 2 Secure Residential Care Centers for Children and Youth and court holding areas.

## Development of New Facilities

ODF plays a significant role in the planning, design, development, construction and occupancy of new building projects. ODF Specialists serve as a key resource throughout the process, providing technical assistance and support to county officials, sheriff's offices, architects and others. Involving ODF staff early in the planning stages assists local officials in the development of effective programs and efficient facilities that reflect correctional best practices.

It should be noted that there were numerous jail and municipal lockup facility construction projects throughout the year in all ODF regions of the state that encompassed substantial renovations and new facility construction that involved a significant amount of ODF Specialist time and effort. ODF approved the designs of the state's first two Secured Residential Care Centers for

Children and Youth (SRCCCY) and continues to oversee the opening of Milwaukee's SRCCCY.

## Incident Reviews

The Office of Detention Facilities reviews the circumstances of reportable events that occur in county jails, municipal lockups, houses of correction, secure juvenile detention facilities, secured residential care centers for children and youth, unlocked Huber centers, and all other facilities as ordered. These events include the death of a person in custody, a suicide attempt resulting in hospitalization or provision of medical treatment for a life-threatening injury, a person in custody or staff hospitalization due to an injury caused by assault or use of force, an escape/escape attempt from secure custody, and significant damage to the facility affecting the safety or security of the facility. The purpose of the review is to examine the incident as it relates to administrative rules and state statutes, and the ongoing evaluation of detention facility operations.

## Correspondence

The Office of Detention Facilities receives and responds to inquiries and communications from persons in custody and their families, the Governor's Office, legislators, media representatives, other public officials, and community members.

## **Regional Meetings**

To promote information sharing and networking among local jurisdictions and the DOC, Detention Facilities Specialists coordinate regional meetings with various detention staff throughout the year. These meetings may include sheriffs, jail personnel (administrators, corrections staff, medical/mental health professionals, chaplains, and program coordinators), secure juvenile detention superintendents and other DOC staff. In addition, meetings often include participation of other state agencies such as the Department of Justice Training and Standards Bureau, the Department of Children and Families, and the Department of Health Services. Regional meetings are an excellent means of disseminating information, providing technical assistance, and discussing issues of mutual concern.

## **Public Meetings**

The Detention Facilities Specialists regularly attend public meetings of county boards, county board subcommittees, criminal justice coordinating councils, design development and construction committees, and various community groups when invited. Meetings often focus on the planning and construction of new facilities, as well as other detention issues. Topics may include statute and administrative rule interpretations as well as correctional best practices from national organizations such as the American Correctional Association, American Jail Association, National Commission on Correctional Health Care, and the National Institute of Corrections.

## **Specialized Training and Conferences**

Training plays an important role in the development of professional staff and safe and sound correctional practices, operations and management. ODF staff provide a variety of training opportunities throughout the year to detention facility staff and present at both state and national conferences. ODF staff develop, deliver and coordinate training opportunities through conferences, specialized programs, and state required officer training programs. ODF staff are involved with the annual planning of the Wisconsin Jail Association Conference, Jail Administrators Conference, and Juvenile Superintendents Conference.

## **Data Collection and Review**

ODF also functions as a data repository for a variety of information provided by each county on a monthly and annual basis. Annually, ODF collects county admissions (adult and juvenile) for the previous calendar year, as well as cases referred to mental health as required under §302.383, Wis. Stats. Monthly data is collected and compiled for each county's average daily population that includes the facility's capacity, head count and percentage of capacity, Huber capacity and count, the number of persons being housed for other facilities and in other facilities, gender, and the number of persons on electronic monitoring. Data is also maintained for all in-custody deaths. Additionally, ODF has been responsible for compiling monthly data on the number of persons awaiting transfer to prison from each of the county jails.

# Adult County Jail Admissions

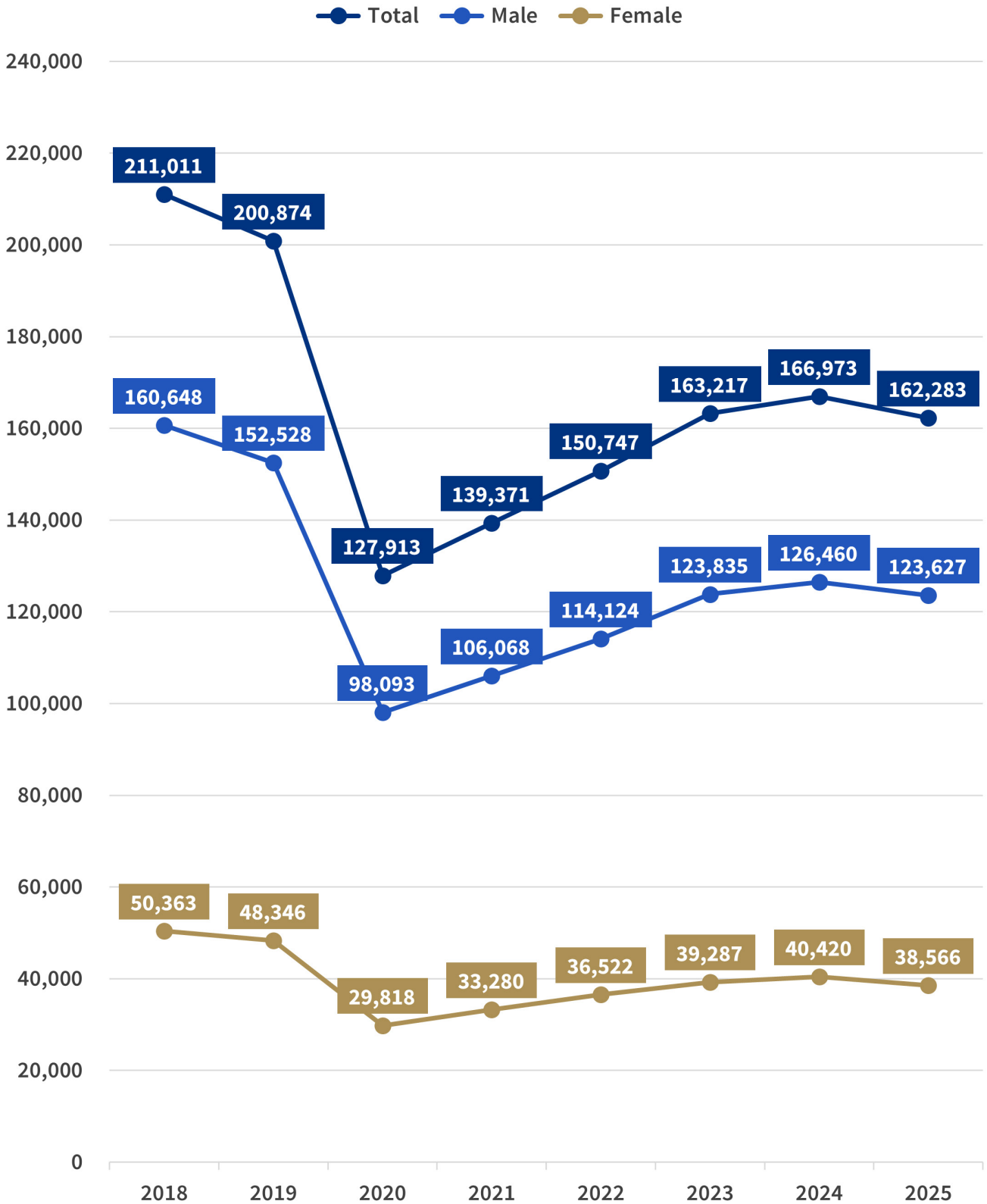
County	2018	2019	2020	2021	2022	2023	2024	2025	% Change (2024-2025)
Adams	980	1,080	891	528	560	631	848	526	-38.0%
Ashland	1,081	952	498	534	521	613	518	538	3.9%
Barron	2,135	1,877	945	974	1,060	1,120	1,242	1,079	-13.1%
Bayfield	723	636	396	437	489	485	532	455	-14.5%
Brown	9,129	9,007	6,291	7,001	7,182	7,251	7,237	7069	-2.3%
Buffalo	483	459	260	301	327	367	437	386	-11.7%
Burnett	1,170	1,201	566	788	836	808	910	832	-8.6%
Calumet	1,185	1,227	850	898	976	1,085	1,106	1,082	-2.2%
Chippewa	3,196	1,655	1,828	2,132	2,330	2,115	2,180	1,271	-41.7%
Clark	1,071	756	452	530	656	704	1,586	708	-55.4%
Columbia	3,027	3,099	2,315	2,692	2,687	2,675	2,797	2,813	0.6%
Crawford	648	568	312	389	522	510	533	494	-7.3%
Dane	12,365	13,188	8,756	9,784	11,451	12,301	12,637	12,669	0.3%
Dodge	3,977	3,877	2,934	2,960	3,324	3,920	4,454	4,578	2.8%
Door	877	889	590	654	787	784	662	859	29.8%
Douglas	2,547	2,670	1,435	1,377	1,780	1,938	1,294	1,915	48.0%
Dunn	2,077	2,011	997	834	1,389	1,702	1,717	1,569	-8.6%
Eau Claire	4,973	4,883	2,607	2,665	2,964	2,925	1,930	3,258	68.8%
Florence	225	141	104	125	164	195	168	143	-14.9%
Fond du Lac	3,277	3,317	2,420	2,784	2,842	3,253	3,577	3,371	-5.8%
Forest	889	895	729	746	769	791	677	683	0.9%
Grant	1,215	1,242	661	879	981	1,194	1,174	1,142	-2.7%
Green	658	652	457	514	537	688	617	551	-10.7%
Green Lake	1,632	1,426	1,040	550	784	572	700	696	-0.6%
Iowa	1,047	919	551	684	765	802	830	839	1.1%
Iron	251	265	162	318	313	268	341	289	-15.2%
Jackson	1,416	1,245	732	712	693	684	600	783	30.5%
Jefferson	2,780	2,851	1,757	2,494	2,663	2,769	2,769	2,773	0.1%
Juneau	1,605	1,407	1,315	1,478	979	1,284	928	1,316	41.8%
Kenosha	7,863	7,691	4,485	4,714	5,529	6,186	5,895	6,036	2.4%
Kewaunee	510	516	416	460	545	502	554	394	-28.9%
La Crosse	5,625	5,072	2,547	2,596	3,175	3,707	3,827	3,826	0.0%
Lafayette	475	499	294	416	458	349	378	489	29.4%

Langlade	1,273	1,247	523	583	704	629	713	728	2.1%
Lincoln	1,479	1,407	689	915	1,052	1,214	1,010	1,013	0.3%
Manitowoc	3,026	3,125	1,718	2,014	2,109	2,225	2,048	1,013	-1.1%
Marathon	5,209	4,523	2,099	2,241	3,287	3,462	3,508	3,411	-2.8%
Marinette	1,687	1,585	1,560	1,700	1,700	2,214	2,087	1,863	-10.7%
Marquette	847	764	728	844	820	697	674	610	-9.5%
Milwaukee	33,065	31,658	17,716	16,430	15,411	22,422	23,066	16,918	-26.7%
Monroe	2,856	2,473	1,618	1,820	2,159	2,131	1,977	1,832	-7.3%
Oconto	1,822	1,704	1,268	1,497	1,456	1,356	1,467	1,473	0.4%
Oneida	2,451	2,103	1,252	1,372	1,777	2,087	1,885	1,713	-9.1%
Outagamie	6,058	5,971	3,921	4,567	4,657	4,995	4,775	5,110	7.0%
Ozaukee	3,100	2,835	1,634	2,164	2,241	2,414	2,754	2,476	-10.1%
Pepin	235	231	112	155	142	160	252	155	-38.5%
Pierce	1,200	1,049	611	574	1,019	989	1,099	917	-16.6%
Polk	1,505	1,434	1,159	1,326	1,179	1,201	1,322	1,312	-0.8%
Portage	1,782	1,556	952	1,298	1,492	1,641	1,673	1,707	2.0%
Price	454	497	416	327	383	392	411	479	16.5%
Racine	9,153	9,190	5,694	6,378	7,365	7,317	7,501	7,796	3.9%
Richland	692	595	405	598	632	680	642	628	-2.2%
Rock	5,704	5,503	2,739	3,505	4,111	4,636	4,500	6,195	37.7%
Rusk	762	503	426	642	565	495	529	723	36.7%
Sauk	3,092	2,922	2,194	2,879	2,816	3,074	2,815	3,043	8.1%
Sawyer	1,676	1,232	1,115	1,571	847	736	651	1,036	59.1%
Shawano	2,496	2,413	2,109	2,011	2,169	2,182	2,126	2,152	1.2%
Sheboygan	3,466	3,514	2,277	2,367	2,639	2,891	3,354	3,208	-4.4%
St. Croix	3,087	3,047	2,491	2,416	2,735	2,770	2,714	2,571	-5.3%
Taylor	684	615	470	492	551	543	479	467	-2.5%
Trempealeau	1,055	978	652	760	691	702	784	867	10.6%
Vernon	932	1,047	439	537	564	675	682	589	-13.6%
Vilas	1,447	1,476	941	1,072	995	1,258	1,070	1,035	-3.3%
Walworth	3,520	3,470	2,474	2,855	2,873	2,866	2,997	3,377	12.7%
Washburn	716	641	462	484	539	514	520	511	-1.7%
Washington	4,250	4,219	2,976	3,340	3,397	3,650	3,607	3,802	5.4%
Waukesha	6,692	5,898	3,954	4,791	7,199	5,047	8,098	5,570	-31.2%
Waupaca	2,200	2,024	1,290	1,816	1,462	1,625	1,508	1,563	3.6%
Waushara	1,321	1,105	805	914	813	802	1,006	781	-22.4%
Winnebago	6,050	5,188	3,909	3,037	3,038	3,146	2,798	4,843	73.1%
Wood	2,855	2,959	1,520	1,864	2,121	2,191	2,216	2,361	6.5%
<b>Totals</b>	<b>211,011</b>	<b>200,874</b>	<b>127,971</b>	<b>139,403</b>	<b>150,747</b>	<b>163,217</b>	<b>166,973</b>	<b>162,283</b>	<b>-2.8%</b>

Note: 2017 bookings for Milwaukee County do not include bookings by the House of Correction between December 10-31, 2017.

### Figure 1. Wisconsin County Jail Admissions by Gender (2018-2025)

Total admissions (bookings) are reported to ODF annually by each county jail. 2025 admissions consisted of 123,627 males, 38,566 females, and 90 non-gendered admissions for a total of 162,283.



# Adult County Jail Average Daily Populations (ADP)

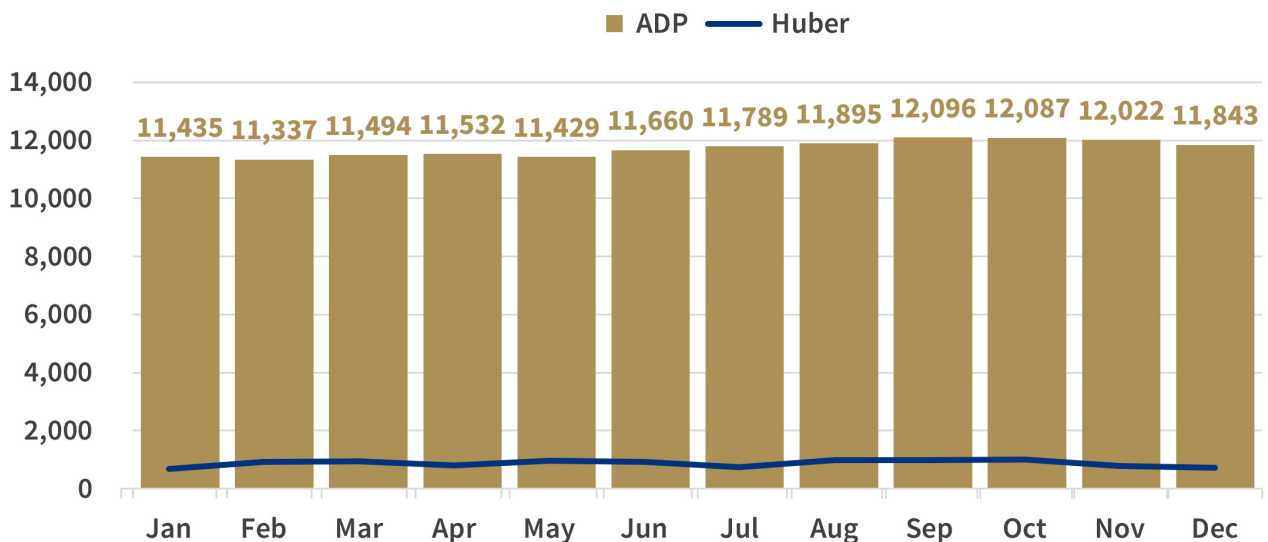
**Figure 2. Wisconsin County Jail ADP by Year (2018-2025)**

The ADP in Wisconsin's county jails increased 5.76% between 2016 and 2018 from 12,702 to 13,434. Between 2018 and 2020, there was a decrease of 28.5% to 9,612. Since 2020, the ADP has increased 22% to 11,718 in 2025. In 2025, Wisconsin County jail reported that 76% of their population was male and 24% was female.



**Figure 3. Wisconsin County Jail ADP & Huber Counts by Month (2025)**

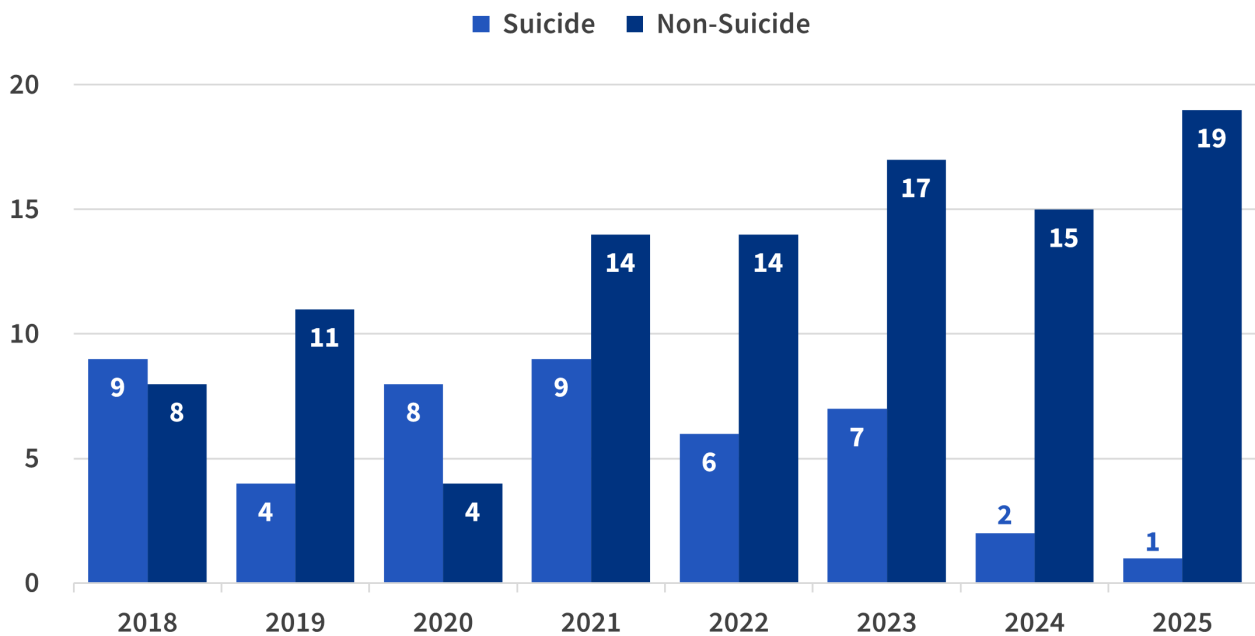
The Huber count is reported for the 15th of each month and is a snapshot of the monthly Huber population. Huber counts are included in the jail population total. The annual average Huber monthly count was 870.



# Adult In-Custody Deaths

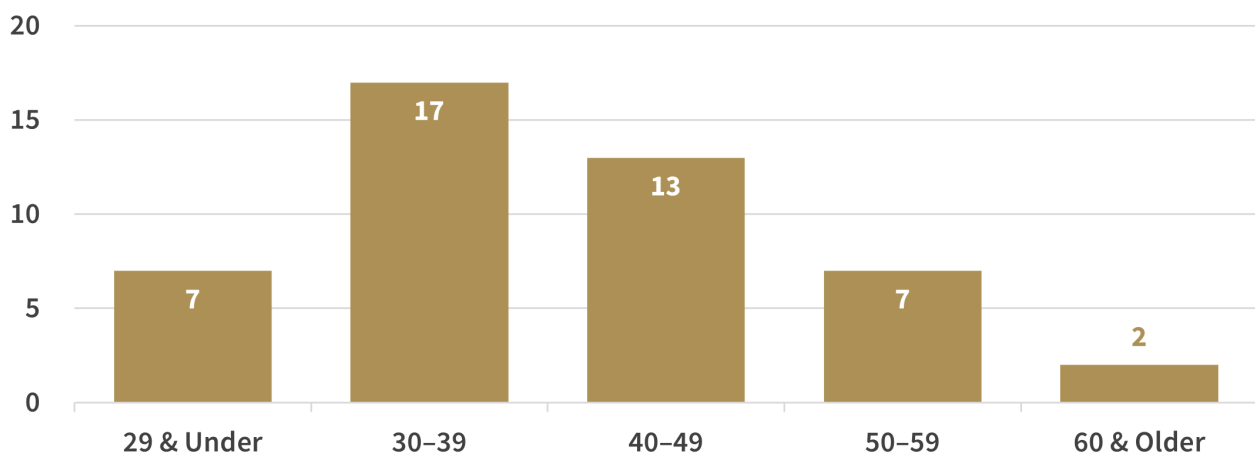
**Figure 4. Adult Deaths in Wisconsin Local Detention Facilities by Year (2018-2025)**

Wisconsin local detention facilities include county jails, a house of correction, tribal jail, an unlocked Huber facility, secure juvenile detention facilities, secure residential care centers and municipal lockups.

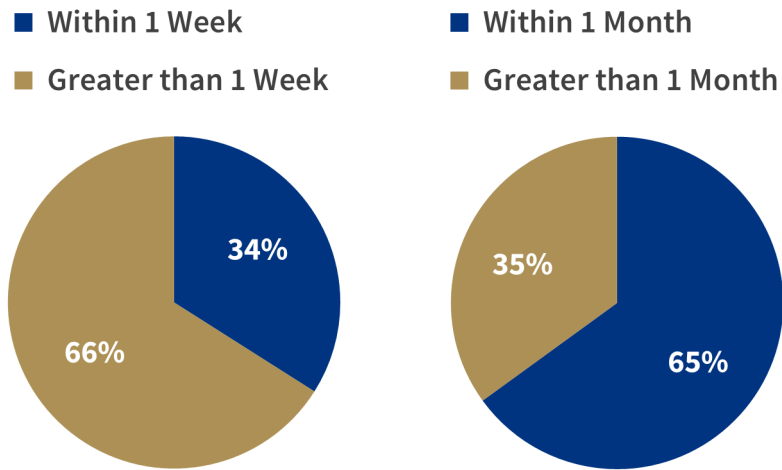


**Figure 5. Suicides in Wisconsin County Jails by Age (2018-2025)**

The majority of suicides between 2018 and 2025 were persons in custody under the age of 40.



**Figure 6. Time to Death in Wisconsin County Jail Suicides (2018–2025)**



Time to Death	2018	2019	2020	2021	2022	2023	2024	2025
Within 1 Month	6	0	7	8	3	3	1	1
Greater than 1 Month	3	4	1	1	2	4	1	0
<b>Total</b>	<b>9</b>	<b>4</b>	<b>8</b>	<b>9</b>	<b>5</b>	<b>7</b>	<b>2</b>	<b>1</b>

**Figure 7. Number of Suicides in Wisconsin County Jails by Month (2025)**

In 2025, 1 person in custody died by suicide in Wisconsin county jails.



# Juvenile Detention Facility Admissions

Wisconsin has 12 DOC approved county-operated secure juvenile detention facilities. These facilities provide detention for juveniles who require placement in a secure environment. They vary in size from a rated capacity of 14 in Portage County to 127 in Milwaukee County. The facilities strive to provide juvenile offenders with a safe and secure environment, while also providing meaningful programming opportunities that will enhance the juveniles' return to the communities from which they came. Currently, 7 of the 12 secure juvenile detention facilities operate long-term post-dispositional programs.

**Table 2. Wisconsin Juvenile Detention Facility Admissions by County (2018-2025)**

County	2018	2019	2020	2021	2022	2023	2024	2025	% Change (2024-25)
Brown	327	323	202	188	217	181	217	236	8.8%
Dane	465	479	225	215	247	232	210	171	-18.6%
Fond du Lac	494	295	232	304	305	226	178	180	1.1%
La Crosse	186	163	56	32	28	38	96	83	-13.5%
Marathon	304	293	196	176	94	294	235	230	-2.1%
Milwaukee	1,180	1,218	666	897	1,040	1,180	1,076	969	-9.9%
NW Regional	434	441	290	300	352	221	355	384	8.2%
Portage	260	258	107	123	184	166	128	178	39.1%
Racine	457	428	252	223	285	401	315	229	-27.3%
Rock	201	165	100	120	150	126	106	74	-30.2%
Sheboygan	391	318	247	241	199	208	243	219	-9.9%
Washington	220	206	165	160	291	255	261	205	-21.5%
Waukesha	106	136	52	*	*	*	*	*	*
<b>Total</b>	<b>5,025</b>	<b>4,723</b>	<b>2,790</b>	<b>2,979</b>	<b>3,392</b>	<b>3,528</b>	<b>3,420</b>	<b>3,158</b>	<b>-7.7%</b>

\*Waukesha County Juvenile Detention Center closed October 1, 2021.

Note: In 2024, 14 Wisconsin juveniles were admitted to the Arrowhead Juvenile Center in Duluth, MN and are not included.

### Figure 8. Wisconsin Juvenile Detention Facility Admissions by Year (2018-2025)

Total admissions (bookings) are reported to ODF annually by each secure juvenile detention facility.

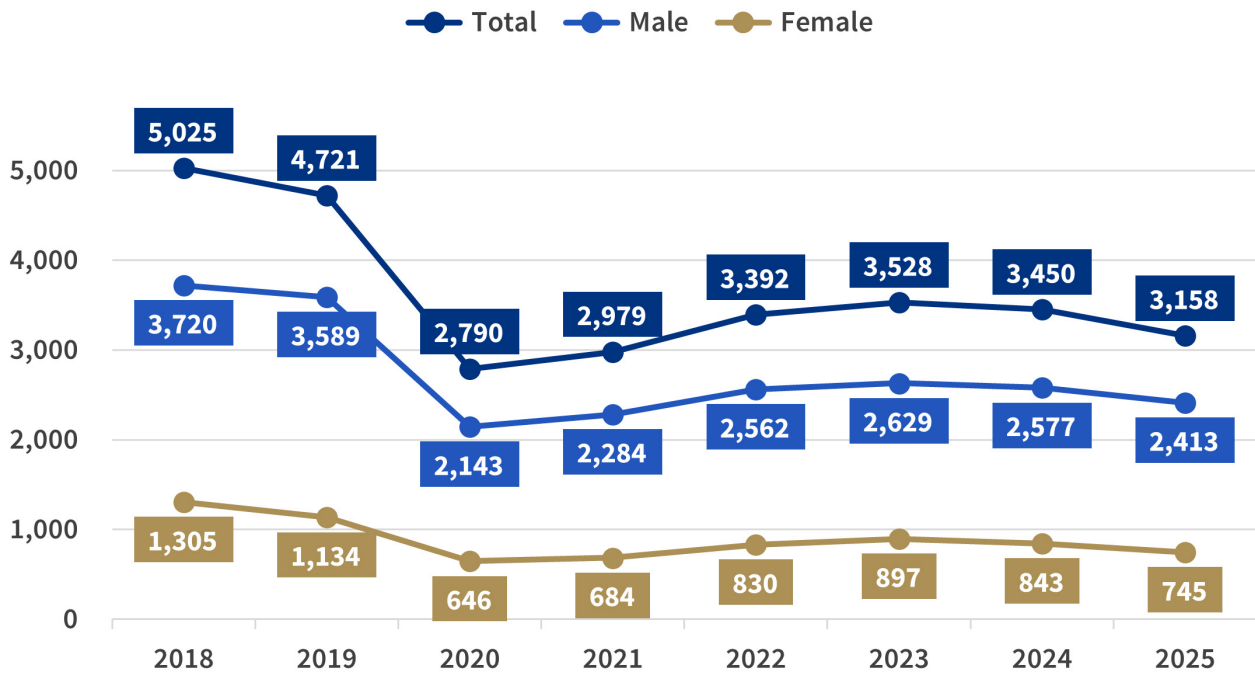


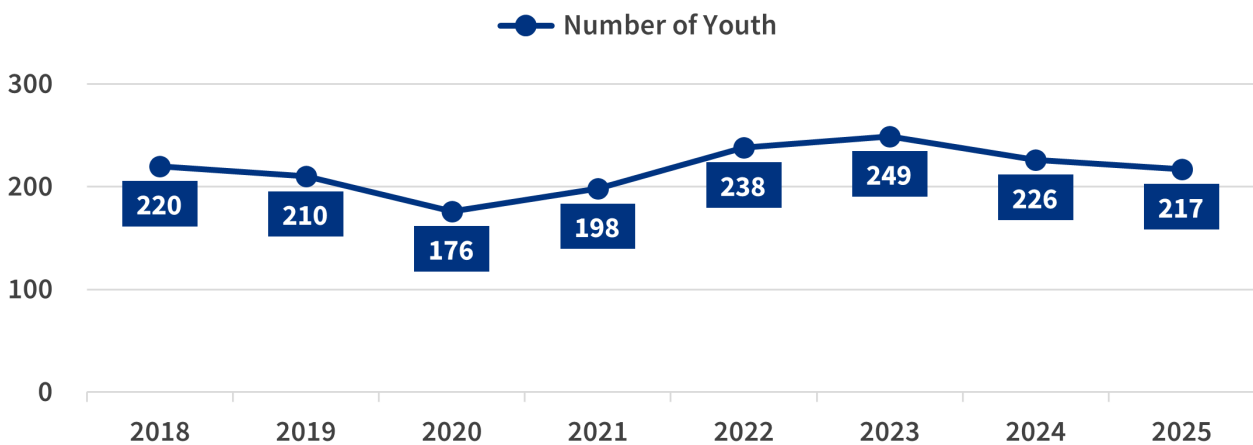
Table 3. Wisconsin Juvenile Detention Facility Admissions by County (2025)

County	Male	Female	Non-Gendered	Total
Brown	180	56	0	236
Dane	148	23	0	171
Fond du Lac	135	45	0	180
La Crosse	59	24	0	83
Marathon	163	67	0	230
Milwaukee	773	196	0	969
NW Regional	266	118	0	384
Portage	144	34	0	178
Racine	196	33	0	229
Rock	48	26	0	74
Sheboygan	182	37	0	219
Washington	119	83	0	205
Waukesha	*	*	0	*
<b>Total</b>	<b>2,413</b>	<b>745</b>	<b>0</b>	<b>3,158</b>

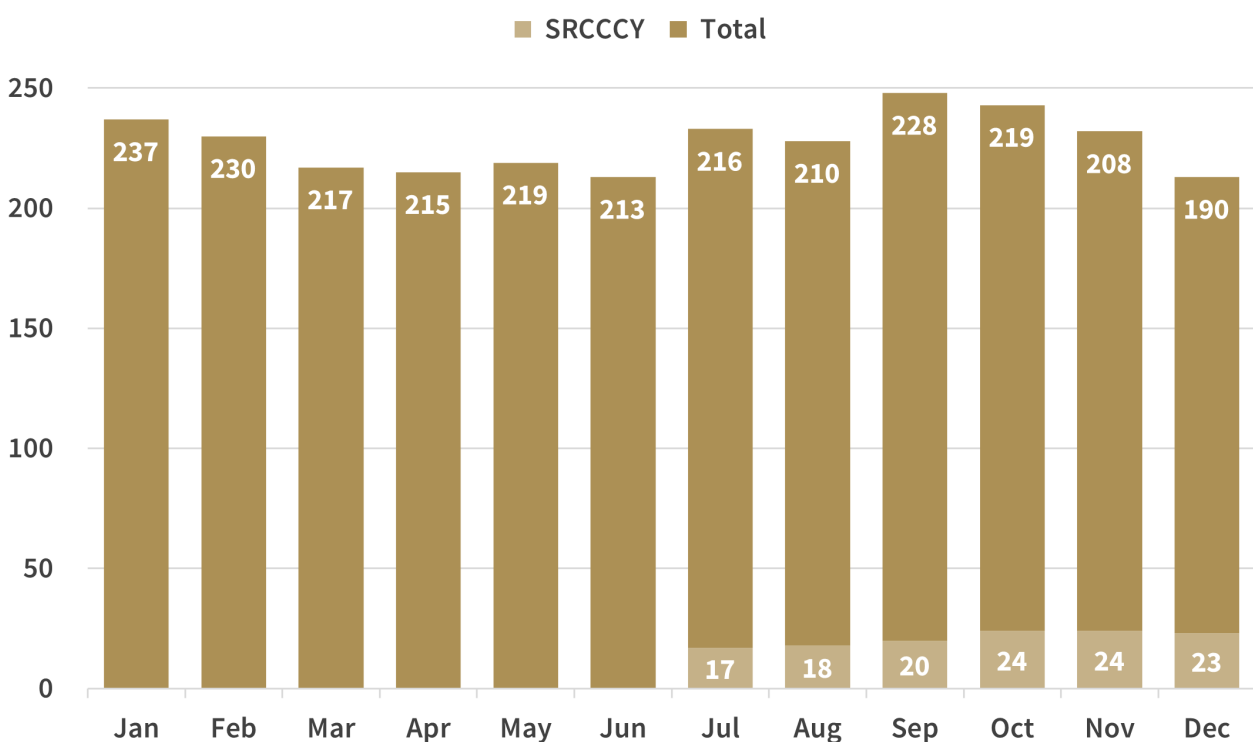
# Juvenile Detention Facility Average Daily Populations (ADP)

**Figure 9. Wisconsin Secure Juvenile Detention Facility ADP by Year (2018-2025)**

The average daily population in Wisconsin’s secure juvenile detention facilities decreased by 35.3% between 2016 and 2020 from 233 to 176. From 2020 to 2025, the population increased by 15%.



**Figure 10. Wisconsin Secure Juvenile Detention Facility ADP by Month (2025)**



## Our Mission

- Protect the public, our staff, and those in our care.
- Provide opportunities for positive change and growth.
- Promote, inform, and educate others about programs and successes.
- Partner and collaborate with community service providers and other criminal justice groups.

## Additional Resources

- National Institute of Corrections: [nicic.gov/jails-division](https://www.nicic.gov/jails-division)
- Office of Juvenile Justice and Delinquency Prevention: [ojjdp.ojp.gov](https://www.ojjdp.ojp.gov)
- WI Department of Justice Law Enforcement Network: [wilenet.widoj.gov](https://www.wilenet.widoj.gov)
- Badger State Sheriffs' Association: [badgerstatesheriffs.org](https://www.badgerstatesheriffs.org)
- Wisconsin Sheriffs and Deputy Sheriffs Association: [wsdsa.org](https://www.wsdsa.org)
- Wisconsin Jail Association: [wjawi.org](https://www.wjawi.org)
- Wisconsin Correctional Association: [wcatoday.com](https://www.wcatoday.com)
- WI Nurses Association Correctional Health Care Conference: [wisconsinnurses.org/events](https://www.wisconsinnurses.org/events)
- Wisconsin Juvenile Detention Association: [wjda.org](https://www.wjda.org)
- Wisconsin Department of Corrections: [doc.wi.gov](https://www.doc.wi.gov)
- Wisconsin State Legislature: [legis.wisconsin.gov](https://www.legis.wisconsin.gov)