

END OF MONTH PRISON POPULATION*

JANUARY 2024

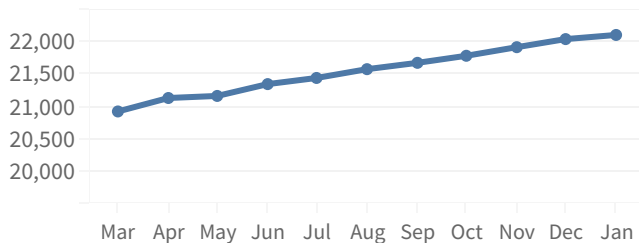
	Facility	Population	
Maximum	Columbia CI	498	
	Dodge CI	1,659	
	Green Bay CI	991	
	Taycheedah CI	881	
	Waupun CI	799	
	Wisconsin Secure Program Facility	439	
	Wisconsin Resource Center	376	
	Medium	Fox Lake CI	1,317
Jackson CI		1,004	
Kettle Moraine CI		975	
Milwaukee Secure Detention Facility		598	
New Lisbon CI		1,054	
Oshkosh CI		2,028	
Racine CI		1,688	
Racine Youthful Offender CF		456	
Redgranite CI		1,029	
Stanley CI		1,548	
Minimum		Chippewa Valley CTF	500
		Oakhill CI	786
		Prairie du Chien CI	520
	Sturtevant Transitional Facility	148	
	Correctional Centers male (14)	2,045	
	Correctional Centers female (2)	580	
	Contract Bed	194	
	Dane County Jail	1	
Grand Total		22,114	

Total Males 20,614
Total Females 1,500

*On 1/31/2024, there were 32 PIOC in out-of-state facilities. Data for these individuals is not included in the rest of this document.

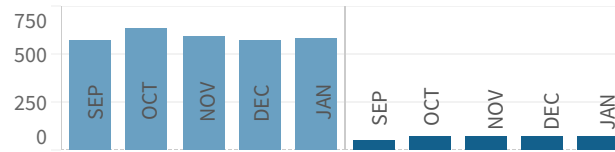
MONTHLY PRISON POPULATION TREND

March 2023 - January 2024



ADMISSIONS TO PRISON

September 2023 - January 2024



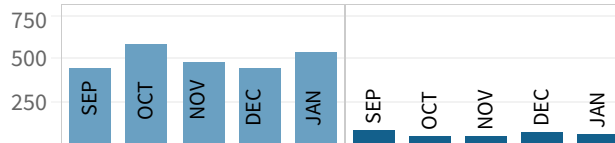
	MALE	FEMALE
SEP	578	56
OCT	634	75
NOV	591	68
DEC	573	73
JAN	587	76

TOTAL JANUARY ADMISSIONS 663

New Sentence Only	222	33.5%
Revocation-New Sentence	97	14.6%
Revocation Only (with or w/o pending charges)	326	49.2%
ATR	13	2.0%
Other	5	0.8%

*Starting in March 2022, the DAI AAG will no longer include DCC holds in its DAI admissions and releases counts. For these numbers, please see the [Holds and Short-Term Sanctions Dashboards](#) (on the DOC public website under Data and Rep..

RELEASES FROM PRISON



	MALE	FEMALE
SEP	447	87
OCT	580	43
NOV	477	46
DEC	440	71
JAN	539	57

TOTAL JANUARY RELEASES 596

Extended Supervision	509	85.4%
Mandatory Release	35	5.9%
Paroled	14	2.3%
Discharge from Sentence	16	2.7%
Release from ATR	13	2.2%
Other	9	1.5%

AGE

	Males	Females
Oldest Person in our Care	93	80
Youngest Person in our Care	18	18
Average Age	40	39
	Males	Females
19 and younger	186	7
20-29	4,046	269
30-39	6,485	568
40-49	4,947	363
50-59	3,083	202
60-69	1,490	73
70 and Older	377	18

RACE AND ETHNICITY

	Males	Females
White	51%	71%
Black	42%	20%
American Indian/Alaskan Native	5%	9%
Asian or Pacific Islander	1%	1%
Ethnicity		
Hispanic or Latino	11%	8%

HIGHEST GRADE COMPLETED

	Males	Females
< 9th grade	3%	2%
9th through 12th grade- no HS..	24%	20%
HSED/GED	48%	43%
Some Grad or Voc	17%	25%
Associates, Bachelors, Masters,..	6%	10%
Unknown	1%	1%

MENTAL HEALTH

42% of Male Persons in our Care have a mental health condition.

Of these, 7% have a serious condition.*

90% of Female Persons in our Care have a mental health condition.

Of these, 27% have a serious condition.*

*e.g. bipolar disorder, schizophrenia, personality disorder, severe depression

EDUCATION

Award Type	
HSED	11
GED	1
Grand Total	12

PROGRAMS AND ACTIVITIES

Adult Basic Education	Pre-Release
Anger Management	Recreation
Career Technical Education	Reentry Initiatives
Cognitive Behavioral Programs	Religious Programs
Community Service	Sex Offender Treatment
Domestic Violence	Substance Use Disorder
Parenting	Work Programs

COST PER PERSON

July 1, 2022 - June 30, 2023

	Daily	One Year
Males	\$128	\$46,873
Females	\$124	\$45,276
Facilities by Security Level	Daily	One Year
Maximum	\$135	\$49,406
Medium	\$133	\$48,661
Minimum/Centers	\$88	\$32,164



DIVISION OF ADULT INSTITUTIONS

CORRECTIONS AT A GLANCE

JANUARY 2024

For further information, contact:

Wisconsin Department of Corrections
3099 East Washington Avenue
Post Office Box 7925
Madison, Wisconsin 53707-7925

Phone: (608) 240-5104
Fax: (608) 240-3310
<https://doc.wi.gov>

The Division of Adult Institutions protects the public through secure and humane treatment of Persons in Our Cares committed to its custody and affords Persons in Our Cares the opportunity to gain skills and insight into their criminal behavior that are needed to support a crime-free life upon release to the community.