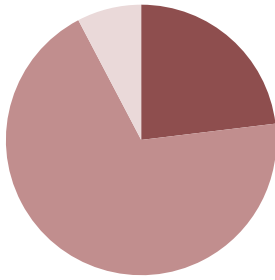


Admissions

	Male	Female	Total
New Commitment (State)	9	2	11
Court order committing Youth to a juvenile correctional facility			
Change of Placement	1	0	1
Youth returning to a facility without a new commitment			
DJC Sanction/Hold	5	0	5
County Sanction/Hold	13	3	16
Transfer from DAI	1	0	0
Direct County Referral	1	0	1
Total	30	5	35

New Commitments by County and Type

■ Adult 23% ■ Juvenile 69% ■ SJO 8%



New commitments in March were from the following counties: Brown, Douglas, Marathon, Milwaukee, Outagamie, Portage

Releases

	Male	Female	Total
Transfer to Type 2	7	1	8
Expiration of Commitment	2	0	2
Release from a County Sanction/Hold	11	3	14
Release to County Supervision	5	0	5
Release to DAI	1	1	2
Total	26	5	31

Age

	15 and Younger	16	17	18	Over 18
Facility	20.3%	27.3%	40.7%	4.7%	7.0%
Male	20.0%	24.4%	43.1%	5.0%	7.5%
Female	25.0%	66.7%	8.3%	0.0%	0.0%
Community	0.0%	6.5%	18.7%	20.6%	54.2%
Male	0.0%	6.1%	19.4%	22.5%	52.0%
Female	0.0%	11.1%	11.1%	0.0%	77.8%

Race

	Asian/ Pacific Islander	Black	North American Indian	White	Unknown
Facility	0.6%	67.4%	5.2%	26.2%	0.6%
Male	0.6%	68.8%	5.0%	25.0%	0.6%
Female	0.0%	50.0%	8.3%	41.7%	0.0%
Community	0.0%	57.0%	1.9%	40.2%	0.9%
Male	0.0%	57.1%	2.0%	39.8%	1.0%
Female	0.0%	55.6%	0.0%	44.4%	0.0%

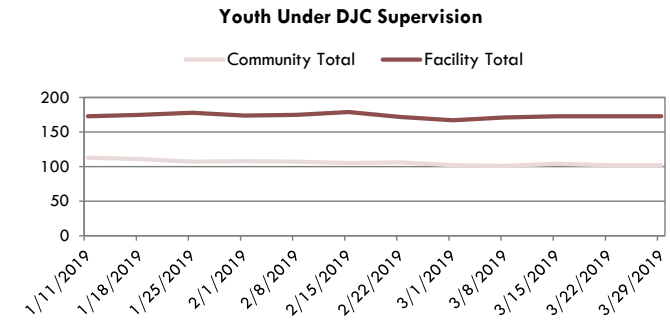
Mental Health

100% of Female Youth at Copper Lake have a mental health condition*. Of the total female population, 83% have a serious condition.

69% of Male Youth at Lincoln Hills have a mental health condition*. Of the total male population, 22% have a serious condition.

*e.g. personality disorder, severe depression

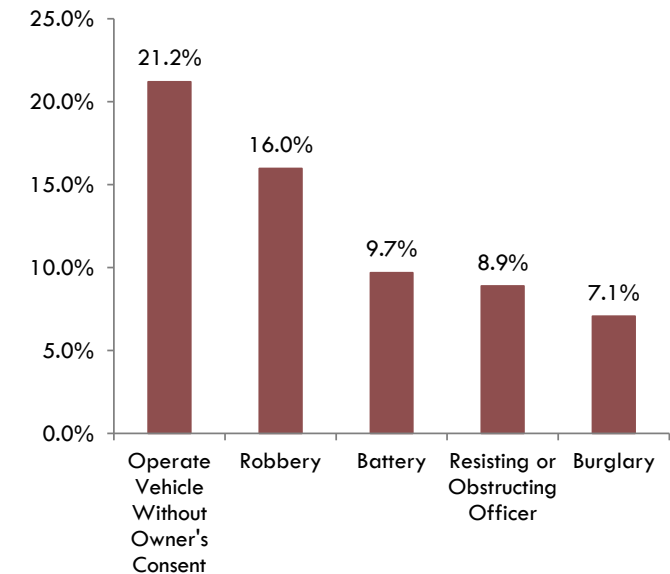
Population Trends



Community numbers include only those youth supervised by DJC upon release.

Facility numbers include both long term (commitments) and short term (sanctions & detention) placements at CLS, LHS, Grow, and MJTC.

Prominent Offenses for Youth in a Facility



Youth by County of Commitment (as of 3/31/2019)

County	CLS	LHS	Total
Adams	0	1	1
Brown	0	11	11
Dane	3	13	16
Douglas	0	1	1
Fond Du Lac	0	1	1
Kenosha	1	5	6
Manitowoc	0	1	1
Marathon	1	0	1
Marinette	1	1	2
Milwaukee	4	78	82
Onedia	1	1	2
Outagamie	0	2	2
Portage	0	2	2
Racine	0	7	7
Rock	0	1	1
Shawano	1	0	1
Sheboygan	0	1	1
Taylor	0	1	1
Walworth	0	1	1
Waukesha	1	0	1
Wood	0	1	1
Total	13	129	142

To select one county of commitment for the youth, a hierarchy of commitment types were developed:

Adult Prison, Serious Juvenile Offense, Juvenile, Tribal, Other State, and Adult Probation

Grow Academy Sales

The Grow Academy is a residential correctional program consisting of an agriculturally based educational curriculum, community partnerships and cognitive behavioral treatment.

2018 Grow Sales	
January-March 2018	\$1,165.25
April-June 2018	\$2,228.80
July-September 2018	\$3,138.25
October-December 2018	\$1,586.50

Education at CLS/LHS

July 2017 – June 2018

High School Achievements	LHS	CLS	Total
Credits Earned	248.75	38.5	287.25
Diplomas Awarded	1	1	2
Equivalency Diplomas Awarded	26	1	27

Division of Juvenile Corrections



Corrections at a Glance

March 2019

For further information, contact:

Wisconsin Department of Corrections
3099 East Washington Avenue
Post Office Box 8930
Madison, Wisconsin 53708-8930
Phone: (608) 240-5900
Fax: (608) 240-3371

Brochure available online at:
www.doc.wi.gov/Pages/DataResearch/DataAndReports

We Believe In YOU!

Youth

Our organization

Uniting families and communities

DJC: Building hope to develop healthy youth, caring professionals, strong families, and safe communities.