

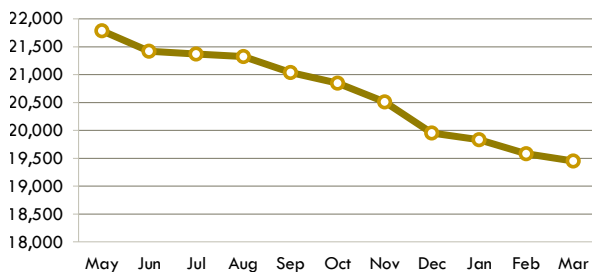
End of Month Persons in our Care Population*

March 2021

Facility	Population
Maximum Security	
Columbia CI	706
Dodge CI	1,309
Green Bay CI	957
Taycheedah CI	794
Waupun CI	940
Wisconsin Secure Program Facility	405
Wisconsin Resource Center	352
Medium Security	
Fox Lake CI	1,204
Jackson CI	885
Kettle Moraine CI	1,107
Milwaukee Secure Detention Facility	292
New Lisbon CI	978
Oshkosh CI	1,850
Prairie du Chien CI	431
Racine CI	1,588
Racine Youthful Offender CF	321
Redgranite CI	913
Stanley CI	1,363
Minimum Security	
Chippewa Valley CTF	318
Oakhill CI	545
Sturtevant Transitional Facility	122
Correctional Centers male (14)	1,337
Correctional Centers female (2)	422
Contract Beds	
Grand Total	19,452
Total Males	18,193
Total Females	1,259

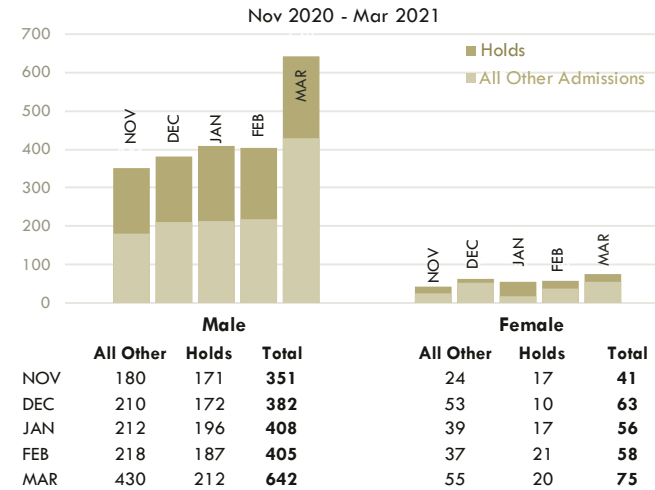
Monthly Persons in our Care Population Trend

May 2020 - Mar 2021

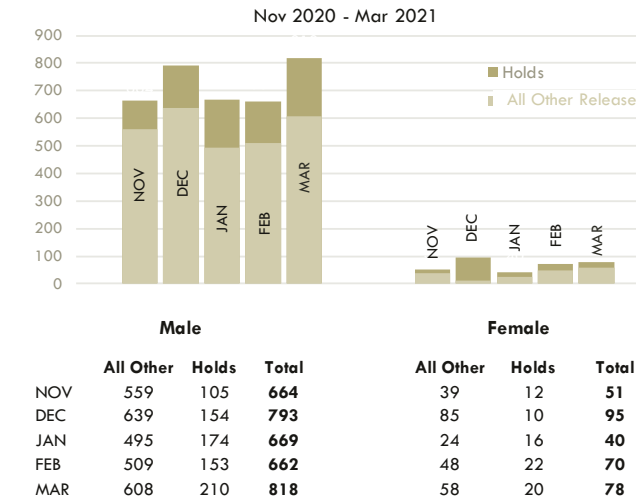


*As of the last Friday of each month

Admissions to Prison



Releases from Prison



Total Releases

Total Releases	896
Mandatory Release/Extended Supervision	68%
Released from DCC Hold	26%
Released from ATR	0%
Discharged from Sentence	4%
Paroled	2%

Age

	Males	Females
Oldest Person in our Care	97	77
Youngest Person in our Care	18	18
Average Age	39	37

Category

19 and younger	119	3
20-29	4,087	307
30-39	5,728	490
40-49	4,056	247
50-59	2,663	154
60-69	1,199	44
70 and older	306	9

Race and Ethnicity

	Males	Females
White	51%	69%
Black	44%	22%
American Indian/Alaskan Native	4%	8%
Asian or Pacific Islander	1%	1%
Ethnicity		
Hispanic or Latino	10%	5%

Highest Grade Completed

	Males	Females
< 9th Grade	4%	4%
9th - 12th Grade no HSED	25%	24%
HSED/GED	46%	41%
Some Grad or Voc.	18%	24%
Associates, Bachelors, Masters, or PhD.	6%	7%
Unknown	1%	1%

Mental Health

39% of Male Persons in our Care have a mental health condition.
Of these, 7% have a serious condition.*

92% of Female Persons in our Care have a mental health condition.
Of these, 39% have a serious condition.*

*e.g. bipolar disorder, schizophrenia, personality disorder, severe depression

Education

	Awards
HSED	3
GED	17
Total	20

Programs and Activities

Adult Basic Education	Pre-Release
Anger Management	Recreation
Career Technical Education	Reentry Initiatives
Cognitive Behavioral Programs	Religious Programs
Community Service	Sex Offender Treatment
Domestic Violence	Substance Use Disorder
Parenting	Work Programs

Cost per Person

July 1, 2019 - June 30, 2020

	Daily	One Year
Males	\$98	\$35,735
Females	\$113	\$41,121
Facilities by Security Level	Daily	One Year
Maximum	\$122	\$44,716
Medium	\$96	\$35,251
Minimum/Centers	\$100	\$36,643

Division of Adult Institutions



Corrections at a Glance

March 2021

For further information, contact:

Wisconsin Department of Corrections
3099 East Washington Avenue
Post Office Box 7925
Madison, Wisconsin 53707-7925

Phone: (608) 240-5104
Fax: (608) 240-3310
<https://doc.wi.gov>

The Division of Adult Institutions protects the public through secure and humane treatment of Persons in Our Cares committed to its custody and affords Persons in Our Cares the opportunity to gain skills and insight into their criminal behavior that are needed to support a crime-free life upon release to the community.