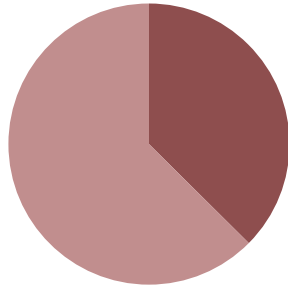


Admissions

	Male	Female	Total
New Commitment (State)	6	2	8
Court order committing Youth to a juvenile correctional institution			
Sanction/Temporary Hold	4	0	4
County Referral	2	0	2
Change of Placement	1	0	1
Youth returning to a facility without a new commitment			
Transfer From Another Facility	5	0	5
Transferred from Type 1 Facility or Adult Institution			
Total	18	2	20

New Commitments by County and Type

■ Adult 37% ■ Juvenile 63% ■ SJO 0%



New commitments in March were from the following counties:
Dane and Milwaukee

Releases

	Male	Female	Total
County Supervision	1	0	1
Expiration of Commitment	3	0	3
Release from Sanction/Temporary Hold	2	0	2
Transfer to DAI	1	0	1
Transfer to Type 1	5	0	5
Transfer to Type 2 Facility/Program	7	1	8
Total	19	1	20

Age

	15 and Younger	16	17	18	Over 18
Facility	23.7%	30.6%	35.3%	6.9%	3.5%
Male	20.8%	31.5%	36.5%	7.6%	3.8%
Female	57.1%	21.4%	21.4%	0.0%	0.0%
Community	2.1%	5.0%	7.1%	33.6%	52.1%
Male	2.3%	4.7%	7.8%	32.6%	52.7%
Female	0.0%	9.1%	0.0%	45.5%	45.5%

Race

	Asian/Pacific Islander	Black	North American Indian	White	Unknown
Facility	0.0%	75.0%	0.6%	24.4%	0.0%
Male	0.0%	76.0%	0.0%	24.0%	0.0%
Female	0.0%	64.3%	7.1%	28.6%	0.0%
Community	0.7%	55.7%	2.9%	39.3%	1.4%
Male	0.8%	55.8%	3.1%	38.8%	1.6%
Female	0.0%	54.6%	0.0%	45.5%	0.0%

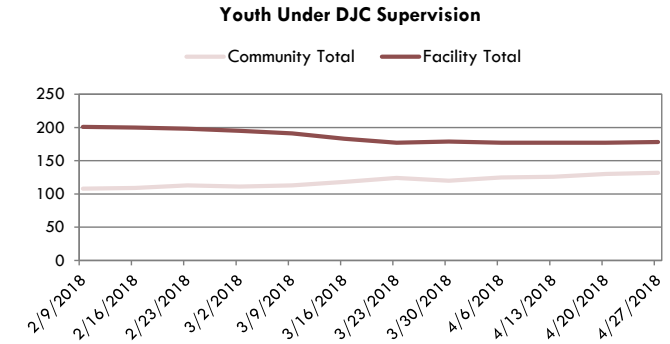
Mental Health

93% of Female Youth at Copper Lake have a mental health condition*. Of the total female population, 71% have a serious condition.

80% of Male Youth at Lincoln Hills have a mental health condition*. Of the total male population, 28% have a serious condition.

*e.g. personality disorder, severe depression

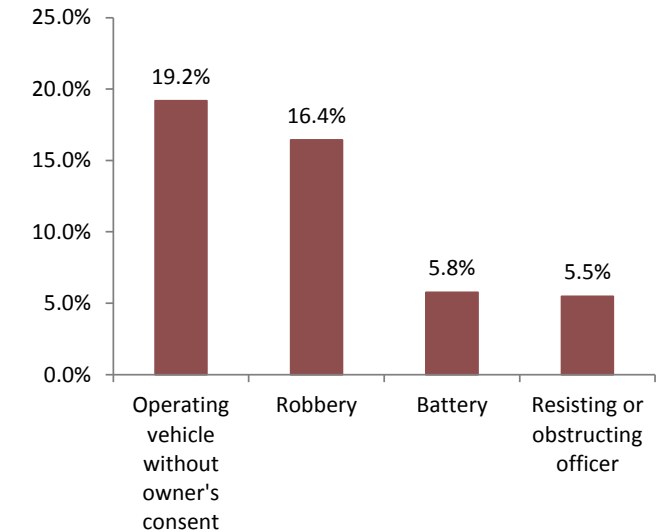
Population Trends



Community numbers include only those youth supervised by DJC upon release.

Facility numbers include both long term (commitments) and short term (sanctions & detention) placements at CLS, LHS, Grow, and MJTC.

Prominent Offenses for Youth in a Facility



Youth by County of Commitment (as of 3/31/2018)

County	CLS	LHS	Total
Brown	0	6	6
Calumet	0	1	1
Dane	1	5	6
Douglas	0	1	1
Fond Du Lac	0	3	3
Iron	0	1	1
Kenosha	1	8	9
Manitowoc	0	2	2
Marinette	1	0	1
Milwaukee	8	86	94
Monroe	0	1	1
Oconto	1	2	3
Portage	1	2	3
Racine	0	3	3
Rock	0	2	2
Sheboygan	0	1	1
Taylor	0	1	1
Walworth	0	2	2
Waukesha	1	4	5
Wood	0	1	1
Total	14	132	146

To select one county of commitment for the youth, a hierarchy of commitment types was developed:

Adult Prison, Serious Juvenile Offense, Juvenile, Tribal, Other State, and Adult Probation

Grow Academy Sales

The Grow Academy is a residential correctional program consisting of an agriculturally based educational curriculum, community partnerships and cognitive behavioral treatment.

2017-18 Grow Sales	
April-June 2017	\$2,413.00
July-September 2017	\$1,405.50
October-December 2017	\$1,792.28
January-March 2018	\$1,165.25

Education at CLS/LHS

July 2016 – June 2017

High School Achievements	LHS	CLS	Total
Credits Earned	484.5	75.25	559.75
Diplomas Awarded	7	1	8
Equivalency Diplomas Awarded	21	5	26

Division of Juvenile Corrections



Corrections at a Glance

April 2018

For further information, contact:

Wisconsin Department of Corrections
3099 East Washington Avenue
Post Office Box 8930
Madison, Wisconsin 53708-8930
Phone: (608) 240-5900
Fax: (608) 240-3371

Brochure available online at:
www.doc.wi.gov/Pages/DataResearch/DataAndReports

We Believe In YOU!

Youth

Our organization

Uniting families and communities

DJC: Building hope to develop healthy youth, caring professionals, strong families, and safe communities.