

End of Month Inmate Population

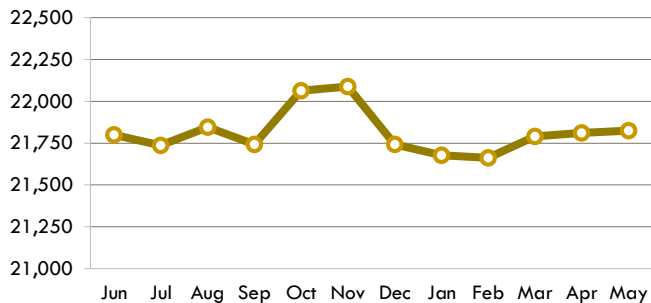
May 2014

Facility	Population
Maximum Security	
Columbia CI	835
Dodge CI*	1,614
Green Bay CI	1,094
Taycheedah CI	759
Waupun CI	1,240
Wisconsin Secure Program Facility	481
Medium Security	
Fox Lake CI	1,319
Jackson CI	975
Kettle Moraine CI	1,177
Milwaukee Secure Detention Facility	335
New Lisbon CI	1,019
Oshkosh CI	2,043
Prairie Du Chien CI	515
Racine CI	1,582
Racine Youthful Offender	448
Redgranite CI	1,028
Stanley CI	1,535
Wisconsin Resource Center	332
Minimum Security	
Chippewa Valley CTF	462
Oakhill CI	671
Strutevant Transitional Facility	147
Correctional Centers male (14)	1,734
Correctional Centers female (3)	447
Contract Beds	
Total Males	20,586
Total Females	1,239
Grand Total	21,825

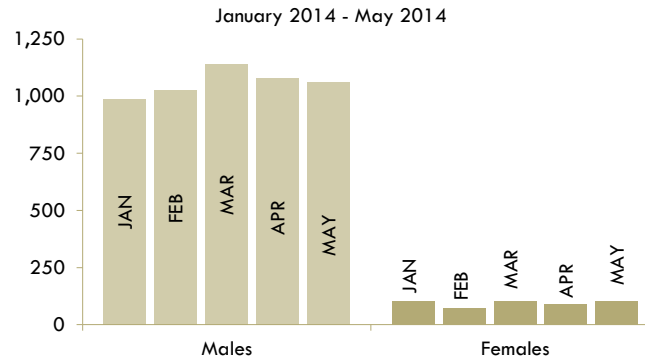
*includes 2 female inmates in DCI infirmary

Monthly Inmate Population Trend

June 2013 - May 2014



Admissions to Prison

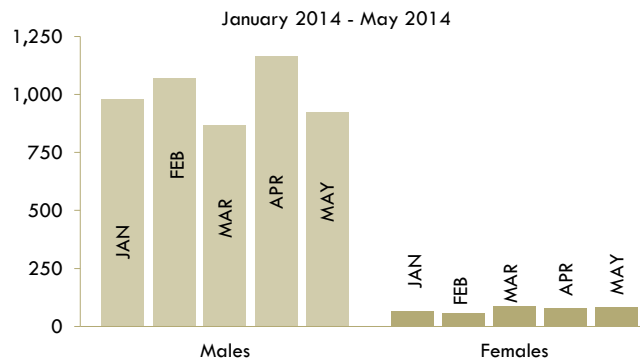


Admissions by Type

May 2014

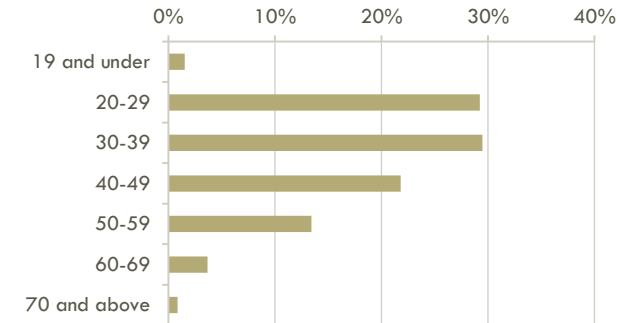
DCC Hold	37%
Revocation, No New Sentence	9%
New Sentence, No Revocation	20%
Revocation, New Sentence	28%
Alternative to Revocation	5%
Other	0%

Releases from Prison



Age

	Males	Females
Oldest Inmate	97	85
Youngest Inmate	15	17
Average Age	38	37



Race and Ethnicity

	Males	Females
White	54%	70%
Black	42%	23%
American Indian/Alaskan Native	3%	7%
Asian or Pacific Islander	1%	0%
Ethnicity		
Hispanic or Latino	9%	3%

Mental Health

33% of Male inmates have a mental health condition. Of these 7% have a serious condition*

77% of Female inmates have a mental health condition. Of these 27% have a serious condition*

*e.g. bipolar disorder, schizophrenia, personality disorder, severe depression

Inmate Programs and Activities

Anger Management	Pre-Release
AODA	Recreation
Cognitive Intervention	Religious Programs
Community Service	Reentry Initiatives
Domestic Violence	Sex Offender Treatment
Parenting	Work Programs

70% of inmates have alcohol or drug abuse (AODA) treatment needs

Education Programs

HSED/GED	English as a Second Language
Career & Technical Education	Special Education
Correspondence Courses	Title 1

Education Enrollment

	Current Enrollment
Academic	1,800
Career and Technical Education	628
Total	2,428

Cost per Inmate

July 1, 2012- June 30, 2013

	Daily	One Year
Males	\$86.42	\$32,582.74
Females	\$113.44	\$41,404.73
	Daily	One Year
Maximum	\$104.44	\$38,225.08
Medium	\$80.23	\$29,365.58
Minimum/Centers	\$88.04	\$32,222.32

Division of Adult Institutions



Corrections at a Glance

May 2014

For further information, contact:

Wisconsin Department of Corrections
3099 East Washington Avenue
Post Office Box 7925
Madison, Wisconsin 53707-7925

Phone: (608) 240-5104
Fax: (608) 240-3310
<http://www.wi-doc.com>

The Division of Adult Institutions protects the public through secure and humane treatment of inmates committed to its custody and affords inmates the opportunity to gain skills and insight into their criminal behavior that are needed to support a crime-free life upon release to the community