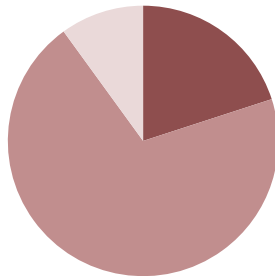


## Admissions

	Male	Female	Total
New Commitment (State)	7	1	8
Court order committing Youth to a juvenile correctional facility			
Change of Placement	0	1	1
Youth returning to a facility without a new commitment			
DJC Sanction/Hold	5	0	5
County Sanction/Hold	4	0	4
Transfer from DAI	2	0	0
Direct County Referral	2	0	2
<b>Total</b>	<b>20</b>	<b>2</b>	<b>22</b>

## New Commitments by County and Type

■ Adult 20% ■ Juvenile 70% ■ SJO 10%



New commitments in May were from the following counties:  
Brown, Dane, Fond Du Lac, Milwaukee, Outagamie,  
Portage, Sheboygan, Wood

## Releases

	Male	Female	Total
Transfer to Type 2	6	0	6
Expiration of Commitment	4	0	4
Release from a County Sanction/Hold	4	0	4
Release to County Supervision	6	0	6
Release to DAI	6	0	6
Terminated from Grow Program	2	0	2
<b>Total</b>	<b>28</b>	<b>0</b>	<b>28</b>

## Age

	15 and Younger	16	17	18	Over 18
<b>Facility</b>	<b>21.8%</b>	<b>29.2%</b>	<b>36.5%</b>	<b>4.8%</b>	<b>7.7%</b>
Male	21.8%	25.9%	38.6%	5.3%	8.4%
Female	21.3%	64.5%	14.2%	0.0%	0.0%
<b>Community</b>	<b>0.0%</b>	<b>5.7%</b>	<b>21.6%</b>	<b>15.0%</b>	<b>57.7%</b>
Male	0.0%	6.3%	20.9%	15.7%	57.1%
Female	0.0%	0.0%	28.0%	9.5%	62.5%

## Race

	Asian/ Pacific Islander	Black	North American Indian	White	Unknown
<b>Facility</b>	<b>0.6%</b>	<b>62.1%</b>	<b>4.3%</b>	<b>32.4%</b>	<b>0.6%</b>
Male	0.6%	63.3%	4.7%	30.7%	0.7%
Female	0.0%	49.7%	0.0%	50.3%	0.0%
<b>Community</b>	<b>0.0%</b>	<b>58.6%</b>	<b>1.9%</b>	<b>38.6%</b>	<b>0.9%</b>
Male	0.0%	60.1%	2.1%	36.7%	1.1%
Female	0.0%	44.7%	0.0%	55.3%	0.0%

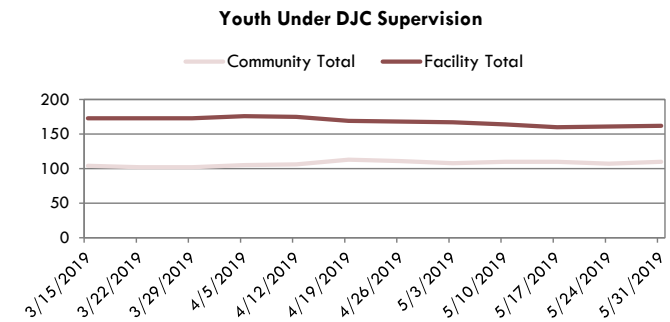
## Mental Health

100% of Female Youth at Copper Lake have a mental health condition\*. Of the total female population, 86% have a serious condition.

70% of Male Youth at Lincoln Hills have a mental health condition\*. Of the total male population, 19% have a serious condition.

\*e.g. personality disorder, severe depression

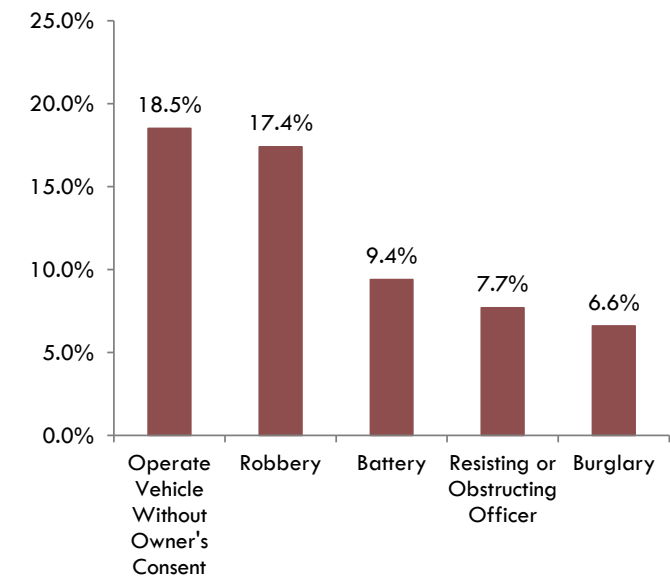
## Population Trends



Community numbers include only those youth supervised by DJC upon release.

Facility numbers include both long term (commitments) and short term (sanctions & detention) placements at CLS, LHS, Grow, and MJTC.

## Prominent Offenses for Youth in a Facility



## Youth by County of Commitment (as of 5/31/2019)

County	CLS	LHS	Total
Adams	0	1	1
Brown	0	12	12
Dane	3	15	18
Fond Du Lac	0	2	2
Kenosha	0	6	6
Kewaunee	0	1	1
Langlade	1	0	1
Manitowoc	0	1	1
Marathon	1	0	1
Marinette	1	1	2
Milwaukee	5	63	68
Onedia	1	0	1
Outagamie	1	4	5
Portage	0	4	4
Racine	0	4	4
Rock	0	2	2
Sheboygan	0	3	3
St. Croix	0	1	1
Taylor	0	1	1
Waukesha	1	1	2
Wood	0	1	1
<b>Total</b>	<b>14</b>	<b>123</b>	<b>137</b>

To select one county of commitment for the youth, a hierarchy of commitment types were developed:

Adult Prison, Serious Juvenile Offense, Juvenile, Tribal, Other State, and Adult Probation

## Grow Academy Sales

The Grow Academy is a residential correctional program consisting of an agriculturally based educational curriculum, community partnerships and cognitive behavioral treatment.

Grow Sales	
April-June 2018	\$2,228.80
July-September 2018	\$3,138.25
October-December 2018	\$1,586.50
January-March 2019	\$1,212.00

## Education at CLS/LHS

July 2017 – June 2018

High School Achievements	LHS	CLS	Total
Credits Earned	248.75	38.5	287.25
Diplomas Awarded	1	1	2
Equivalency Diplomas Awarded	26	1	27

## Division of Juvenile Corrections



## Corrections at a Glance

May 2019

### For further information, contact:

Wisconsin Department of Corrections  
3099 East Washington Avenue  
Post Office Box 8930  
Madison, Wisconsin 53708-8930  
Phone: (608) 240-5900  
Fax: (608) 240-3371

Brochure available online at:  
[www.doc.wi.gov/Pages/DataResearch/DataAndReports](http://www.doc.wi.gov/Pages/DataResearch/DataAndReports)

We Believe In **YOU!**

Youth

Our organization

Uniting families and communities

DJC: Building hope to develop healthy youth, caring professionals, strong families, and safe communities.