

END OF MONTH PRISON POPULATION*

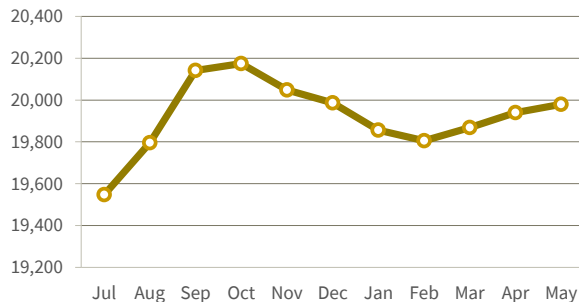
MAY 2022

Facility	Population
Maximum Security	
Columbia CI	458
Dodge CI	1,467
Green Bay CI	911
Taycheedah CI	755
Waupun CI	953
Wisconsin Secure Program Facility	355
Wisconsin Resource Center	370
Medium Security	
Fox Lake CI	1,236
Jackson CI	967
Kettle Moraine CI	1,063
Milwaukee Secure Detention Facility	321
New Lisbon CI	1,016
Oshkosh CI	1,944
Racine CI	1,485
Racine Youthful Offender CF	298
Redgranite CI	959
Stanley CI	1,513
Minimum Security	
Chippewa Valley CTF	402
Oakhill CI	719
Prairie du Chien CI	496
Sturtevant Transitional Facility	149
Correctional Centers male (14)	1,697
Correctional Centers female (2)	440
Contract Beds*	
	6
Grand Total	
	19,980
Total Males	18,748
Total Females	1,232

*On May 31, there were 34 PIOC in out-of-state facilities. Data for these individuals is not included in the rest of this document.

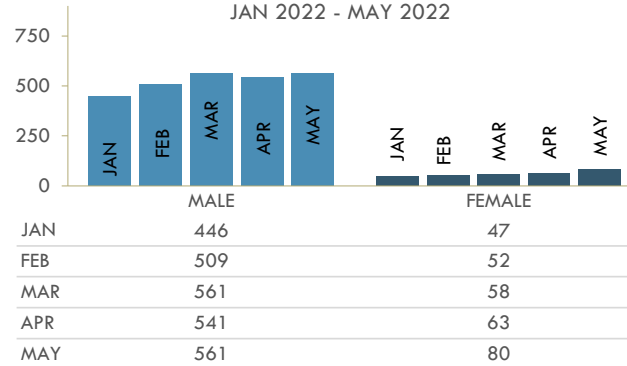
MONTHLY PRISON POPULATION TREND

JULY 2021 - MAY 2022



ADMISSIONS TO PRISON

JAN 2022 - MAY 2022

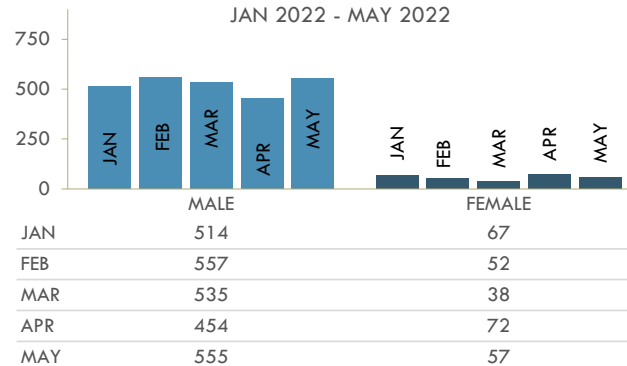


TOTAL MAY ADMISSIONS		641
New Sentence Only	224	34.9%
Revocation-New Sentence	102	15.9%
Revocation Only (with or without pending)	296	46.2%
ATR	0	0.0%
Other	19	3.0%

*Starting in March 2022, the DAI AAG will no longer include DCC holds in its DAI admissions and releases counts. For these numbers, please see the [Holds and Short-Term Sanctions Dashboards](#) (on the DOC public website under Data and Reports)

RELEASES FROM PRISON

JAN 2022 - MAY 2022



TOTAL MAY RELEASES		612
Extended Supervision	534	87.3%
Mandatory Release	27	4.4%
Paroled	19	3.1%
Discharged from Sentence	16	2.6%
Released from ATR	8	1.3%
Other	8	1.3%

AGE

	Males	Females
Oldest Person in our Care	98	78
Youngest Person in our Care	18	19
Average Age	40	38
Category		
19 and younger	129	2
20-29	3,963	271
30-39	5,931	484
40-49	4,229	246
50-59	2,874	175
60-69	1,278	40
70 and older	344	14

RACE AND ETHNICITY

	Males	Females
White	51%	74%
Black	42%	18%
Native	5%	7%
Asian or Pacific Islander	1%	1%
Ethnicity		
Hispanic or Latino	10%	6%

HIGHEST GRADE COMPLETED

	Males	Females
< 9th Grade	3%	3%
9th - 12th Grade no HSED	25%	21%
HSED/GED	47%	41%
Some Grad or Voc.	18%	27%
Associates, Bachelors, Masters, or PhD.	6%	7%
Unknown	1%	1%

MENTAL HEALTH

41% of Male Persons in our Care have a mental health condition.
Of these, 7% have a serious condition.*

89% of Female Persons in our Care have a mental health condition.
Of these, 34% have a serious condition.*

*e.g. bipolar disorder, schizophrenia, personality disorder, severe depression

EDUCATION

	Awards
HSED	13
GED	10
Total	23

PROGRAMS AND ACTIVITIES

Adult Basic Education	Pre-Release
Anger Management	Recreation
Career Technical Education	Reentry Initiatives
Cognitive Behavioral Programs	Religious Programs
Community Service	Sex Offender Treatment
Domestic Violence	Substance Use Disorder
Parenting	Work Programs

COST PER PERSON

July 1, 2020 - June 30, 2021

	Daily	One Year
Males	\$120	\$43,680
Females	\$136	\$49,515
Facilities by Security Level	Daily	One Year
Maximum	\$136	\$49,762
Medium	\$120	\$43,887
Minimum/Centers	\$142	\$51,799



DIVISION OF ADULT INSTITUTIONS

CORRECTIONS AT A GLANCE

MAY 2022

For further information, contact:

Wisconsin Department of Corrections
3099 East Washington Avenue
Post Office Box 7925
Madison, Wisconsin 53707-7925

Phone: (608) 240-5104
Fax: (608) 240-3310
<https://doc.wi.gov>

The Division of Adult Institutions protects the public through secure and humane treatment of Persons in Our Cares committed to its custody and affords Persons in Our Cares the opportunity to gain skills and insight into their criminal behavior that are needed to support a crime-free life upon release to the community.