

END OF MONTH PRISON POPULATION*

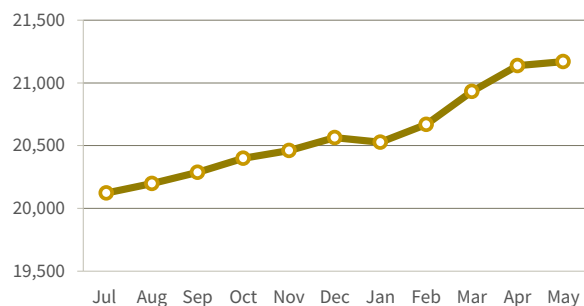
MAY 2023

Facility	Population
Maximum Security	
Columbia CI	402
Dodge CI	1,583
Green Bay CI	963
Taycheedah CI	817
Waupun CI	1,001
Wisconsin Secure Program Facility	417
Wisconsin Resource Center	376
Medium Security	
Fox Lake CI	1,122
Jackson CI	1,006
Kettle Moraine CI	952
Milwaukee Secure Detention Facility	454
New Lisbon CI	1,039
Oshkosh CI	2,018
Racine CI	1,583
Racine Youthful Offender CF	460
Redgranite CI	1,019
Stanley CI	1,564
Minimum Security	
Chippewa Valley CTF	430
Oakhill CI	776
Prairie du Chien CI	517
Sturtevant Transitional Facility	151
Correctional Centers male (14)	2,012
Correctional Centers female (2)	498
Contract Beds*	11
Grand Total	21,171
Total Males	19,822
Total Females	1,349

*On May 31, there were 32 PIOC in out-of-state facilities. Data for these individuals is not included in the rest of this document.

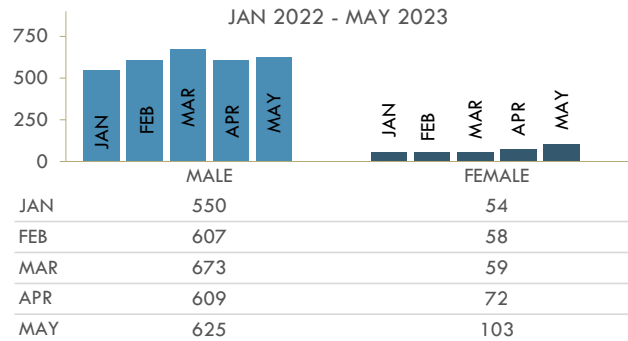
MONTHLY PRISON POPULATION TREND

JULY 2022 - MAY 2023



ADMISSIONS TO PRISON

JAN 2022 - MAY 2023



TOTAL MAY ADMISSIONS

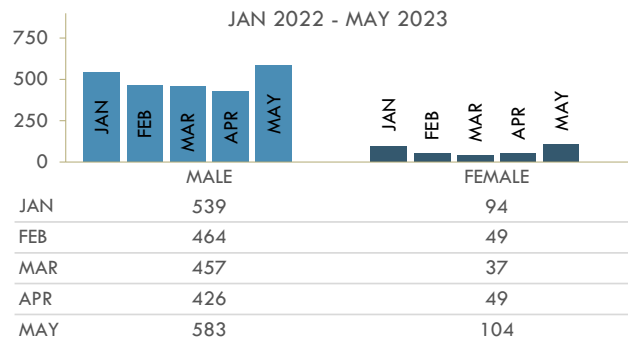
728

New Sentence Only	297	40.8%
Revocation-New Sentence	96	13.2%
Revocation Only (with or without pending charges)	309	42.4%
Other	3	0.4%
ATR	23	3.2%

*Starting in March 2022, the DAI AAG will no longer include DCC holds in its DAI admissions and releases counts. For these numbers, please see the [Holds and Short-Term Sanctions Dashboards](#) (on the DOC public website under Data and Reports).

RELEASES FROM PRISON

JAN 2022 - MAY 2023



TOTAL MAY RELEASES

687

Extended Supervision	445	64.8%
Mandatory Release	27	3.9%
Paroled	10	1.5%
Discharged from Sentence	9	1.3%
Released from ATR	23	3.3%
Other	3	0.4%

AGE

	Males	Females
Oldest Person in our Care	92	79
Youngest Person in our Care	18	18
Average Age	40	39

Category

19 and younger	175	8
20-29	4,034	261
30-39	6,248	491
40-49	4,597	321
50-59	2,987	196
60-69	1,411	57
70 and older	370	15

RACE AND ETHNICITY

	Males	Females
White	52%	71%
Black	42%	19%
American Indian/Alaskan Native	5%	9%
Asian or Pacific Islander	1%	1%
Ethnicity		
Hispanic or Latino	11%	7%

HIGHEST GRADE COMPLETED

	Males	Females
< 9th Grade	3%	2%
9th - 12th Grade no HSED	25%	20%
HSED/GED	48%	43%
Some Grad or Voc.	17%	25%
Associates, Bachelors, Masters, or PhD.	6%	9%
Unknown	1%	1%

MENTAL HEALTH

42% of Male Persons in our Care have a mental health condition.
Of these, 7% have a serious condition.*

91% of Female Persons in our Care have a mental health condition.
Of these, 28% have a serious condition.*

*e.g. bipolar disorder, schizophrenia, personality disorder, severe depression

EDUCATION

Awards

HSED	15
GED	4
Total	19

PROGRAMS AND ACTIVITIES

Adult Basic Education	Pre-Release
Anger Management	Recreation
Career Technical Education	Reentry Initiatives
Cognitive Behavioral Programs	Religious Programs
Community Service	Sex Offender Treatment
Domestic Violence	Substance Use Disorder
Parenting	Work Programs

COST PER PERSON

July 1, 2021 - June 30, 2022

	Daily	One Year
Males	\$120	\$43,843
Females	\$146	\$53,271
Facilities by Security Level	Daily	One Year
Maximum	\$151	\$55,253
Medium	\$123	\$45,070
Minimum/Centers	\$132	\$48,229



DIVISION OF ADULT INSTITUTIONS

CORRECTIONS AT A GLANCE

MAY 2023

For further information, contact:

Wisconsin Department of Corrections
3099 East Washington Avenue
Post Office Box 7925
Madison, Wisconsin 53707-7925

Phone: (608) 240-5104
Fax: (608) 240-3310
<https://doc.wi.gov>

The Division of Adult Institutions protects the public through secure and humane treatment of Persons in Our Cares committed to its custody and affords Persons in Our Cares the opportunity to gain skills and insight into their criminal behavior that are needed to support a crime-free life upon release to the community.