

END OF MONTH PRISON POPULATION*

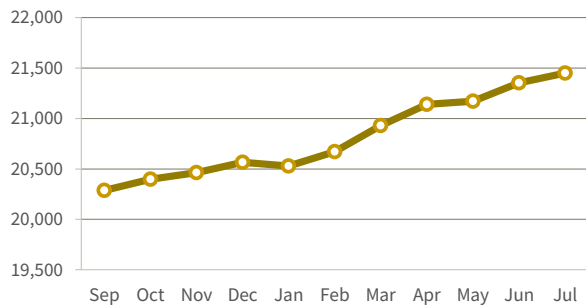
JULY 2023

Facility	Population
Maximum Security	
Columbia CI	414
Dodge CI	1,607
Green Bay CI	947
Taycheedah CI	820
Waupun CI	997
Wisconsin Secure Program Facility	449
Wisconsin Resource Center	377
Medium Security	
Fox Lake CI	1,170
Jackson CI	985
Kettle Moraine CI	924
Milwaukee Secure Detention Facility	476
New Lisbon CI	1,050
Oshkosh CI	2,026
Racine CI	1,594
Racine Youthful Offender CF	459
Redgranite CI	1,021
Stanley CI	1,566
Minimum Security	
Chippewa Valley CTF	431
Oakhill CI	779
Prairie du Chien CI	521
Sturtevant Transitional Facility	151
Correctional Centers male (14)	2,063
Correctional Centers female (2)	549
Contract Beds*	73
Grand Total	21,449
Total Males	20,046
Total Females	1,403

*On July 30, there were 32 PIOC in out-of-state facilities. Data for these individuals is not included in the rest of this document.

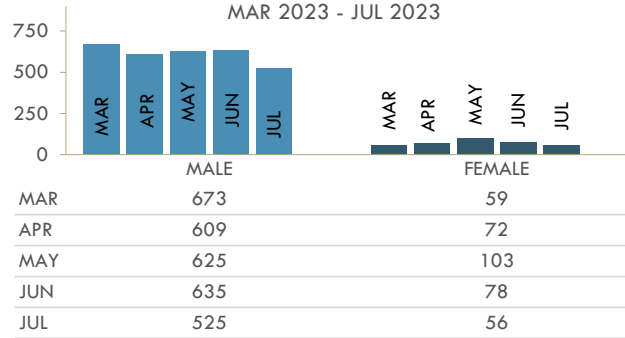
MONTHLY PRISON POPULATION TREND

SEP 2022 - JUL 2023



ADMISSIONS TO PRISON

MAR 2023 - JUL 2023



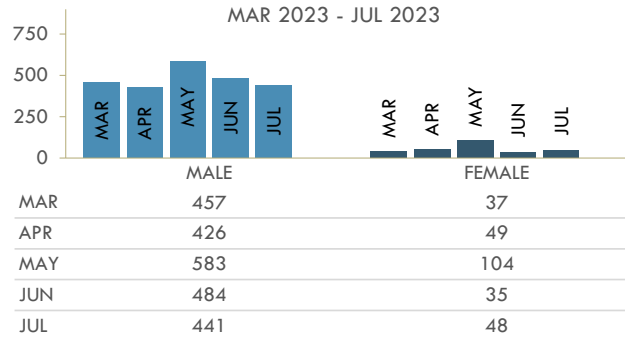
TOTAL JULY ADMISSIONS 581

New Sentence Only	257	44.2%
Revocation-New Sentence	85	14.6%
Revocation Only (with or without pending charges)	233	40.1%
Other	1	0.2%
ATR	5	0.9%

*Starting in March 2022, the DAI AAG will no longer include DCC holds in its DAI admissions and releases counts. For these numbers, please see the [Holds and Short-Term Sanctions Dashboards](#) (on the DOC public website under Data and Reports).

RELEASES FROM PRISON

MAR 2023 - JUL 2023



TOTAL JULY RELEASES 489

Extended Supervision	445	91.0%
Mandatory Release	27	5.5%
Paroled	12	2.5%
Discharged from Sentence	16	3.3%
Released from ATR	9	1.8%
Other	6	1.2%

AGE

	Males	Females
Oldest Person in our Care	99	79
Youngest Person in our Care	18	18
Average Age	40	39
Category		
19 and younger	145	7
20-29	3,995	258
30-39	6,098	490
40-49	4,429	304
50-59	2,945	183
60-69	1,381	54
70 and older	367	14

RACE AND ETHNICITY

	Males	Females
White	51%	73%
Black	42%	18%
American Indian/Alaskan Native	5%	9%
Asian or Pacific Islander	1%	1%
Ethnicity		
Hispanic or Latino	11%	7%

HIGHEST GRADE COMPLETED

	Males	Females
< 9th Grade	3%	3%
9th - 12th Grade no HSED	25%	21%
HSED/GED	48%	43%
Some Grad or Voc.	17%	25%
Associates, Bachelors, Masters, or PhD.	6%	8%
Unknown	1%	1%

MENTAL HEALTH

42% of Male Persons in our Care have a mental health condition.
Of these, 7% have a serious condition.*

91% of Female Persons in our Care have a mental health condition.
Of these, 27% have a serious condition.*

*e.g. bipolar disorder, schizophrenia, personality disorder, severe depression

EDUCATION

Awards

HSED	17
GED	3
Total	20

PROGRAMS AND ACTIVITIES

Adult Basic Education	Pre-Release
Anger Management	Recreation
Career Technical Education	Reentry Initiatives
Cognitive Behavioral Programs	Religious Programs
Community Service	Sex Offender Treatment
Domestic Violence	Substance Use Disorder
Parenting	Work Programs

COST PER PERSON

July 1, 2021 - June 30, 2022

	Daily	One Year
Males	\$120	\$43,843
Females	\$146	\$53,271

Facilities by Security Level	Daily	One Year
Maximum	\$151	\$55,253
Medium	\$123	\$45,070
Minimum/Centers	\$132	\$48,229



DIVISION OF ADULT INSTITUTIONS

CORRECTIONS AT A GLANCE

JULY 2023

For further information, contact:

Wisconsin Department of Corrections
3099 East Washington Avenue
Post Office Box 7925
Madison, Wisconsin 53707-7925

Phone: (608) 240-5104
Fax: (608) 240-3310
<https://doc.wi.gov>

The Division of Adult Institutions protects the public through secure and humane treatment of Persons in Our Cares committed to its custody and affords Persons in Our Cares the opportunity to gain skills and insight into their criminal behavior that are needed to support a crime-free life upon release to the community.