

END OF MONTH PRISON POPULATION*

OCTOBER 2023

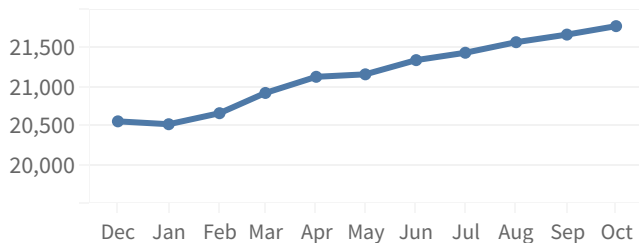
	Facility	Population	
Maximum	Columbia CI	408	
	Dodge CI	1,578	
	Green Bay CI	975	
	Taycheedah CI	832	
	Waupun CI	999	
	Wisconsin Secure Program Facility	448	
	Wisconsin Resource Center	380	
	Medium	Fox Lake CI	1,176
Jackson CI		1,002	
Kettle Moraine CI		930	
Milwaukee Secure Detention Facility		568	
New Lisbon CI		1,044	
Oshkosh CI		2,013	
Racine CI		1,602	
Racine Youthful Offender CF		458	
Redgranite CI		1,024	
Stanley CI		1,569	
Minimum		Chippewa Valley CTF	493
		Oakhill CI	783
		Prairie du Chien CI	517
		Sturtevant Transitional Facility	151
	Correctional Centers male (14)	2,080	
	Correctional Centers female (2)	584	
	Contract Bed	178	
Grand Total		21,792	

Total Males 20,341
Total Females 1,451

*On 10/31/2023, there were 32 PIOC in out-of-state facilities. Data for these individuals is not included in the rest of this document.

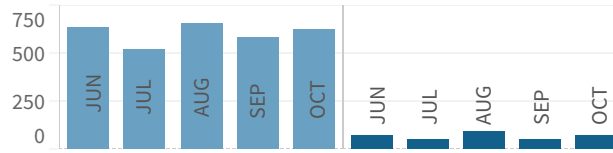
MONTHLY PRISON POPULATION TREND

December 2022 - October 2023



ADMISSIONS TO PRISON

June 2023 - October 2023



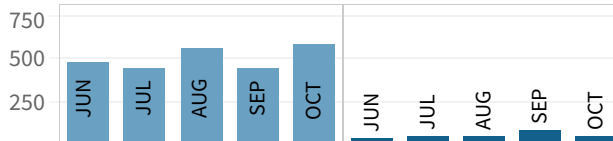
	MALE	FEMALE
JUN	637	78
JUL	526	56
AUG	653	92
SEP	579	56
OCT	630	75

TOTAL OCTOBER ADMISSIONS 705

New Sentence Only	284	40.3%
Revocation-New Sentence	95	13.5%
Revocation Only (with or w/o pending charges)	306	43.4%
ATR	18	2.6%
Other	2	0.3%

*Starting in March 2022, the DAI AAG will no longer include DCC holds in its DAI admissions and releases counts. For these numbers, please see the [Holds and Short-Term Sanctions Dashboards](#) (on the DOC public website under Data and Rep..)

RELEASES FROM PRISON



	MALE	FEMALE
JUN	483	35
JUL	440	48
AUG	565	48
SEP	448	87
OCT	580	43

Extended Supervision	537	86.2%
Mandatory Release	34	5.5%
Paroled	12	1.9%
Discharge from Sentence	12	1.9%
Release from ATR	20	3.2%
Other	8	1.3%

AGE

	Males	Females
Oldest Person in our Care	92	80
Youngest Person in our Care	18	18
Average Age	40	39
	Males	Females
19 and younger	188	6
20-29	4,047	271
30-39	6,414	530
40-49	4,814	362
50-59	3,049	200
60-69	1,451	65
70 and Older	378	17

RACE AND ETHNICITY

	Males	Females
White	51%	71%
Black	42%	19%
American Indian/Alaskan Native	5%	9%
Asian or Pacific Islander	1%	1%
Ethnicity		
Hispanic or Latino	11%	8%

HIGHEST GRADE COMPLETED

	Males	Females
< 9th grade	3%	2%
9th through 12th grade- no HS..	24%	20%
HSED/GED	48%	43%
Some Grad or Voc	17%	25%
Associates, Bachelors, Masters,..	6%	9%
Unknown	1%	1%

MENTAL HEALTH

42% of Male Persons in our Care have a mental health condition.

Of these, 7% have a serious condition.*

91% of Female Persons in our Care have a mental health condition.

Of these, 27% have a serious condition.*

*e.g. bipolar disorder, schizophrenia, personality disorder, severe depression

EDUCATION

Award Type	
HSED	8
GED	5
Grand Total	13

PROGRAMS AND ACTIVITIES

Adult Basic Education	Pre-Release
Anger Management	Recreation
Career Technical Education	Reentry Initiatives
Cognitive Behavioral Programs	Religious Programs
Community Service	Sex Offender Treatment
Domestic Violence	Substance Use Disorder
Parenting	Work Programs

COST PER PERSON

July 1, 2022 - June 30, 2023

	Daily	One Year
Males	\$128	\$46,873
Females	\$124	\$45,276
Facilities by Security Level	Daily	One Year
Maximum	\$135	\$49,406
Medium	\$133	\$48,661
Minimum/Centers	\$88	\$32,164



DIVISION OF ADULT INSTITUTIONS

CORRECTIONS AT A GLANCE

OCTOBER 2023

For further information, contact:

Wisconsin Department of Corrections
3099 East Washington Avenue
Post Office Box 7925
Madison, Wisconsin 53707-7925

Phone: (608) 240-5104
Fax: (608) 240-3310
<https://doc.wi.gov>

The Division of Adult Institutions protects the public through secure and humane treatment of Persons in Our Cares committed to its custody and affords Persons in Our Cares the opportunity to gain skills and insight into their criminal behavior that are needed to support a crime-free life upon release to the community.