

END OF MONTH PRISON POPULATION*

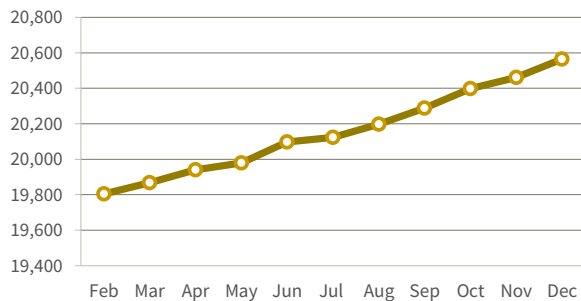
DECEMBER 2022

Facility	Population
Maximum Security	
Columbia CI	314
Dodge CI	1,501
Green Bay CI	967
Taycheedah CI	799
Waupun CI	985
Wisconsin Secure Program Facility	378
Wisconsin Resource Center	372
Medium Security	
Fox Lake CI	1,175
Jackson CI	1,004
Kettle Moraine CI	1,000
Milwaukee Secure Detention Facility	384
New Lisbon CI	1,040
Oshkosh CI	2,039
Racine CI	1,492
Racine Youthful Offender CF	376
Redgranite CI	1,001
Stanley CI	1,562
Minimum Security	
Chippewa Valley CTF	365
Oakhill CI	759
Prairie du Chien CI	514
Sturtevant Transitional Facility	151
Correctional Centers male (14)	1,875
Correctional Centers female (2)	502
Contract Beds*	10
Grand Total	20,565
Total Males	19,229
Total Females	1,336

*On December 31, there were 32 PIOC in out-of-state facilities. Data for these individuals is not included in the rest of this document.

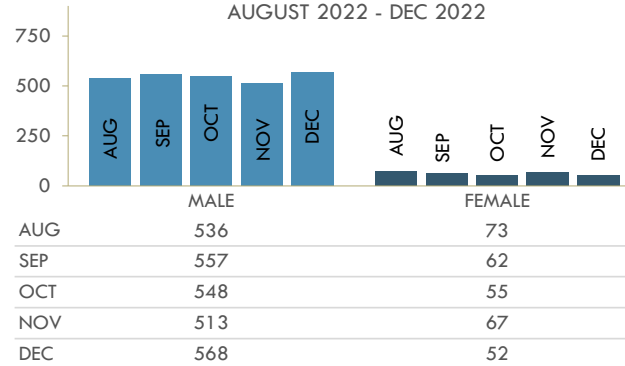
MONTHLY PRISON POPULATION TREND

FEBRUARY 2022 - DECEMBER 2022



ADMISSIONS TO PRISON

AUGUST 2022 - DEC 2022



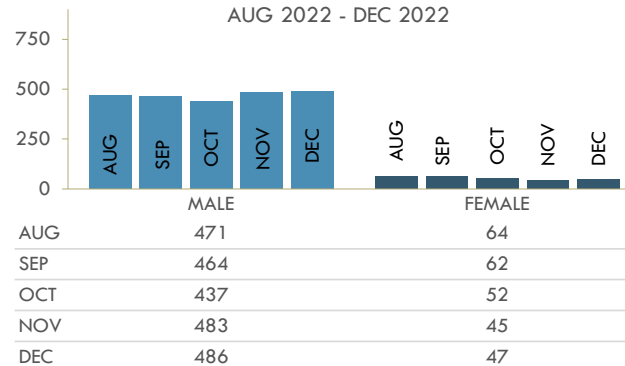
TOTAL DECEMBER ADMISSIONS 620

New Sentence Only	242	39.0%
Revocation-New Sentence	66	10.6%
Revocation Only (with or without pending charges)	302	48.7%
Other	1	0.2%
ATR	9	1.5%

*Starting in March 2022, the DAI AAG will no longer include DCC holds in its DAI admissions and releases counts. For these numbers, please see the [Holds and Short-Term Sanctions Dashboards](#) (on the DOC public website under Data and Reports).

RELEASES FROM PRISON

AUG 2022 - DEC 2022



TOTAL DECEMBER RELEASES 533

Extended Supervision	445	83.5%
Mandatory Release	27	5.1%
Paroled	17	3.2%
Discharged from Sentence	10	1.9%
Released from ATR	12	2.3%
Other	4	0.8%

AGE

	Males	Females
Oldest Person in our Care	99	79
Youngest Person in our Care	18	18
Average Age	40	38
Category		
19 and younger	148	6
20-29	3,956	277
30-39	6,078	501
40-49	4,401	295
50-59	2,909	190
60-69	1,373	52
70 and older	364	15

RACE AND ETHNICITY

	Males	Females
White	51%	72%
Black	42%	18%
American Indian/Alaskan Native	5%	8%
Asian or Pacific Islander	1%	1%
Ethnicity		
Hispanic or Latino	5%	7%

HIGHEST GRADE COMPLETED

	Males	Females
< 9th Grade	3%	2%
9th - 12th Grade no HSED	25%	22%
HSED/GED	47%	42%
Some Grad or Voc.	18%	25%
Associates, Bachelors, Masters, or PhD.	6%	8%
Unknown	1%	1%

MENTAL HEALTH

41% of Male Persons in our Care have a mental health condition.
Of these, 7% have a serious condition.*

90% of Female Persons in our Care have a mental health condition.
Of these, 29% have a serious condition.*

*e.g. bipolar disorder, schizophrenia, personality disorder, severe depression

EDUCATION

Awards

HSED	17
GED	7
Total	24

PROGRAMS AND ACTIVITIES

Adult Basic Education	Pre-Release
Anger Management	Recreation
Career Technical Education	Reentry Initiatives
Cognitive Behavioral Programs	Religious Programs
Community Service	Sex Offender Treatment
Domestic Violence	Substance Use Disorder
Parenting	Work Programs

COST PER PERSON

July 1, 2021 - June 30, 2022

	Daily	One Year
Males	\$120	\$43,843
Females	\$146	\$53,271
Facilities by Security Level	Daily	One Year
Maximum	\$151	\$55,253
Medium	\$123	\$45,070
Minimum/Centers	\$132	\$48,229



DIVISION OF ADULT INSTITUTIONS

CORRECTIONS AT A GLANCE

DECEMBER 2023

For further information, contact:

Wisconsin Department of Corrections
3099 East Washington Avenue
Post Office Box 7925
Madison, Wisconsin 53707-7925

Phone: (608) 240-5104
Fax: (608) 240-3310
<https://doc.wi.gov>

The Division of Adult Institutions protects the public through secure and humane treatment of Persons in Our Cares committed to its custody and affords Persons in Our Cares the opportunity to gain skills and insight into their criminal behavior that are needed to support a crime-free life upon release to the community.