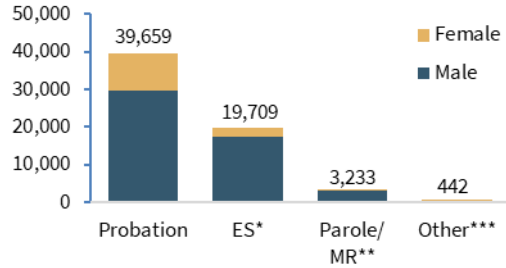


COMMUNITY CORRECTIONS POPULATION

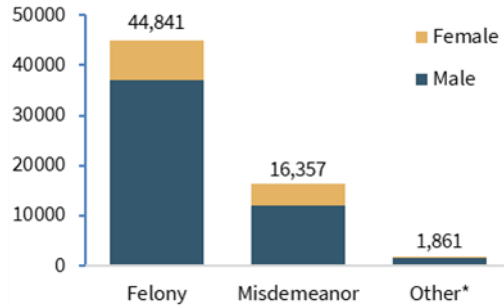
The total overall population as of June 30, 2021, was 63,043.

Supervision Type



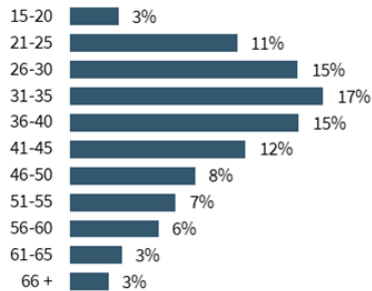
Other: Includes supervised or conditional release type clients.
MR: Mandatory Release

Offense Severity



Other: Includes incoming interstate compact, probation deferred, and supervised or conditional release type clients. supervised or conditional release type clients.

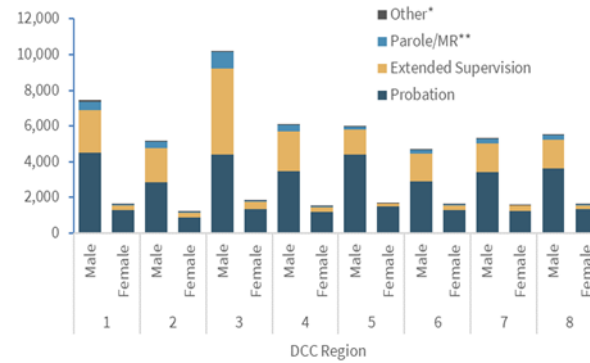
Age



Race & Ethnicity

Race/Ethnicity	Males	Females
White	66.8%	73.1%
Black	27.3%	17.8%
American Indian/Alaskan Native	3.9%	7.3%
Asian or Pacific Islander	1.5%	0.9%
No Data/Unknown	0.5%	0.8%
Hispanic or Latino Ethnicity	8.3%	3.9%

DCC POPULATION BY REGION



Other: Includes supervised or conditional release type clients.
MR: Mandatory Release

SPECIAL POPULATIONS

Sex Offender Registry Program (SORP)

As of June 30, 2021

Sex Offender Registry Program (SORP) is responsible for monitoring and tracking individuals convicted of certain sex crimes. In addition, SORP provides information to promote community awareness and increase public safety.

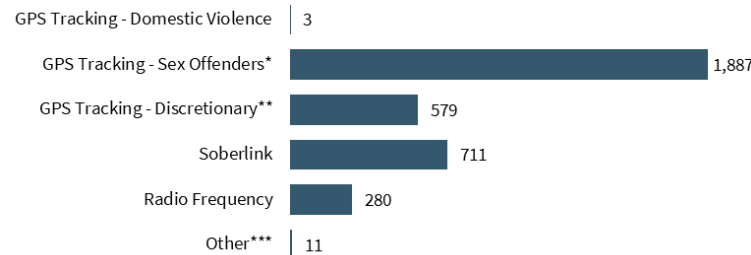
Type of Conviction	# of Registrants
Adult Conviction	25,263
Juvenile Adjudication or Minor	620
Total	25,883

Supervision Status	# of Registrants
Incarcerated	5,593
Not Incarcerated	20,290
Active Community Supervision	6,288
Terminated from Community Supervision	14,002
Total	25,883

Client Monitoring Population

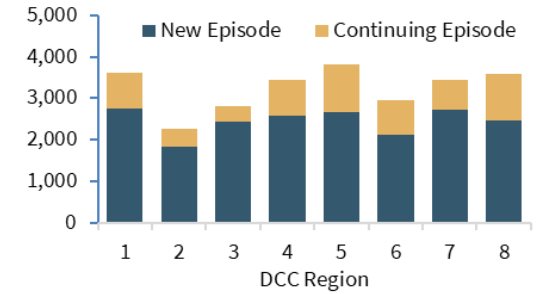
As of July 1, 2021

The DOC Electronic Monitoring Center provides centralized electronic monitoring services for clients as an alternative to incarceration.



NEW PROBATION CASE COUNT BY CLIENT

The total count of clients with probation cases that were ordered in fiscal year 2021 was 19,263 with 25,921 probation cases. Of these, 15,611 clients started new episodes of supervision with DCC. And of these, 8,102 clients were new intakes (first time) with DOC.



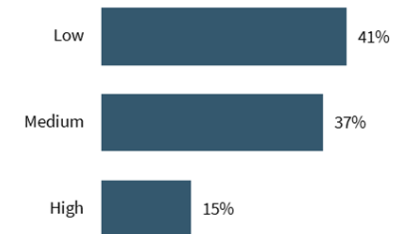
RISK LEVEL AND CRIMINOGENIC NEEDS

The client risk level represents a calculated likelihood of the risk to re-offend and is used, in part, to determine how closely clients are supervised.

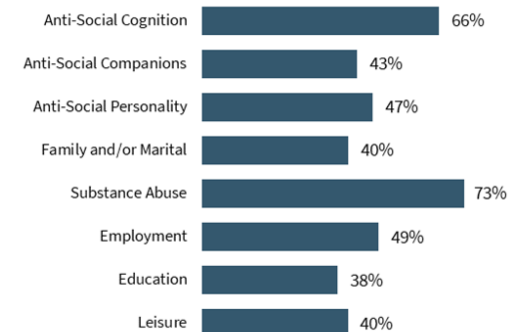
Criminogenic needs are attributes of clients that are directly linked to criminal behavior. Effective correctional treatment targets these dynamic criminogenic needs through interventions and case plans. The following graphs show 63,054 total clients on supervision as of June 30, 2021 and the risk level and needs of those clients who had a completed assessment* by the fiscal year end.

*COMPAS, a research-based risk assessment tool, is used to identify clients' risk level and criminogenic needs.

Client Risk Level



Criminogenic Needs



PROGRAMS AND EDUCATION

Also known as Purchase of Offender Goods and Services (POGS), these funds are used for the benefit of clients. Fiscal Year (FY) 2021:

Description	Amount	%
Residential Services Programs*	\$ 14,926,571	49.8%
Transitional Housing	\$ 5,044,872	16.8%
Sex Offender Program Services	\$ 2,189,817	7.3%
Alcohol & Other Drug Abuse Services	\$ 2,108,281	7.0%
Emergency Housing	\$ 1,195,007	4.0%
Day Report Centers	\$ 977,798	3.3%
Cognitive Behavioral Therapy	\$ 780,260	2.6%
OVI Courts	\$ 682,623	2.3%
Domestic Violence Services	\$ 581,879	1.9%
Community Reintegration Services	\$ 315,813	1.1%
Miscellaneous Client Goods & Services	\$ 291,040	1.0%
Employment/Community Service &	\$ 245,795	0.8%
County Jail Alternative to Revocation	\$ 211,260	0.7%
Medication Assisted Treatment	\$ 148,400	0.5%
Anger Management Services	\$ 119,656	0.4%
Urinalysis Screening	\$ 106,420	0.4%
Wisconsin Tribal Community Reintegra-	\$ 50,000	0.2%
Total	\$ 29,995,492	100.0%

*Residential Services Programs also include Community and Residential Programs (CRP).

BUDGET

General Purpose Revenue (i.e. tax dollars) is allocated to the Division as well as revenue earned (i.e. client's supervision fees collected) to support operations.

Description	GP Revenue*	Program Revenue*	Total
Total Budget	\$ 213.2 M	\$ 12.9 M	\$ 226.1 M
Client Daily Cost	\$ 9.18	\$ 0.20	\$ 9.38
Full Time Equivalency (Positions)	1,919.38	11.70	1,931.08

* Individual amounts may not add up to totals due to rounding.

PAYMENTS COLLECTED FROM CLIENTS

Court Obligations

Any payment ordered by a court in connection with a criminal case is collected by either the court itself or by the Department and reissued as statutorily required. Some payments are held until a payee can be identified. Other payments are used to cover administrative costs.

Type of Court Obligation	Amount Collected
Restitution	\$ 4,959,703
Court, Attorney Fees, Fines & Other Court Costs	\$ 2,960,494
Victim/Witness & DNA	\$ 1,891,071
Surcharge & General Funds	\$ 148,954
Total	\$ 9,960,222

Supervision Fee Payments

Clients are required to make monthly payments while under supervision. These funds are used (in lieu of tax dollars) to fund the Division of Community Corrections.

Type of Payment	Amount Collected
Regular Monthly Payment	\$ 4,096,925
Tax Refund Intercept*	\$ 1,644,313
Total	\$ 5,761,238

* Wisconsin tax refund and state lottery winnings intercepted from clients who did not make their regular payment.



Division of Community Corrections

CORRECTIONS AT A GLANCE

FISCAL YEAR 2021

For further information, contact:

Wisconsin Department of Corrections
3099 East Washington Avenue
Post Office Box 7925
Madison, Wisconsin 53707-7925

Phone: (608) 240-5300
Fax: (608) 240-3850
<https://doc.wi.gov>

The Division of Community Corrections (DCC) enhances public safety through the management and reduction of client risk. DCC provides supervision and collaboration with community partners to assist clients to change their behavior and repair the harm they have done.

Published Feb 2022